



# IJEAST

INTERNATIONAL JOURNAL  
OF ENGINEERING APPLIED SCIENCE  
AND TECHNOLOGY



**VOLUME : 5    ISSUE : 10    Print / Issue Publication Date: 25-Apr-2021**



**ISSN : 2455-2143**



**DOI : 10.33564/IJEAST.2021.v05i10.013**

Indexed In



[WWW.IJEAST.COM](http://WWW.IJEAST.COM)

[editor@ijeast.com](mailto:editor@ijeast.com)



# MATHEMATICAL ANALYSIS OF THE ENDEMIC EQUILIBRIUM OF MALARIA-HYGIENE MODEL

Oluwafemi, Temidayo J.

General Studies Department, Newgate College of Health Technology, Minna, Nigeria

Azuaba, E.

Department of Mathematics, Bingham University Karu, Nassarawa State, Nigeria

Lasisi, N. O.

Department of Statistics, Federal Polytechnic Kaura Namoda, Nigeria

**Abstract** - In this study, we analyzed the endemic equilibrium point of a malaria-hygiene mathematical model. We prove that the mathematical model is biological and meaningfully well-posed. We also compute the basic reproduction number using the next generation method. Stability analysis of the endemic equilibrium point show that the point is locally stable if reproduction number is greater than unity and globally stable by the Lasalle's invariant principle. Numerical simulation to show the dynamics of the compartment at various hygiene rate was carried out.

**Keywords**- Malaria, Hygiene, Endemic Equilibrium, Mathematical Model.

## I. INTRODUCTION

One of the serious public health problem affecting the wealth and health of individuals and nations in Africa is Malaria [1, 2]. From 2015-2017, no progress in reducing the global case of malaria has been made [3]. Preventive and symptomatic treatment of malaria, use of long-lasting insecticidal mosquito nets (LLINs) and spraying are efforts employed in malaria prevention, these have reduced the incidence and mortality of malaria [4, 5].

Poor Sanitation system- stagnant water and streams, Socio-economic factors are the ideal location for the development of malaria transmission vector (Anopheles mosquitoes) [6]. The link of the water, sanitation and hygiene (WASH) efforts with malaria transmission has been neglected. Regular cleaning of the surrounding has been associated with malaria infection prevalence [7].

Mathematical modelling has been an essential tool for understanding disease transmission dynamics [8]. [9] proposed a mathematical model of typhoid fever assuming

budget allocation for protection against the disease as a variable. The model analysis revealed that sanitation and awareness program has capacity to control the spread of the infection. [10] Formulated a mathematical model of cholera using hygiene consciousness as a control strategy. Using the next generation, the basic reproduction was computed and they showed that the disease free equilibrium is locally stable. The numerical simulation revealed that hygiene consciousness is effective in controlling cholera. [11] model the transmission dynamics of cholera establishing the effects of hygiene, famine, climate and environment. Numerical simulations was carried out to show the evolution of cholera spread. [12] proposed a system of non-linear ordinary differential equation of TB to study the effects of hygiene as a control strategy. The equilibrium points was analyzed and established. The local and global stability of the DFE is stable when unity is less than one. The result of the simulation shows that hygiene consciousness can help control TB disease. Many mathematical models have been formulated to study malaria transmission but to the knowledge of the author none has studied transmission of malaria and hygiene model.

## II. MODEL FORMULATION

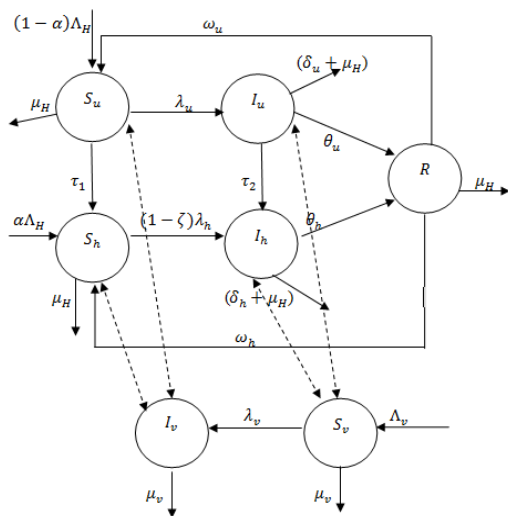
In this model, the total human population denoted by  $N_H$  is subdivided into Unhygienic susceptible human population  $S_u$ , Hygienic Susceptible Human population  $S_h$ , Unhygienic infected human population  $I_u$ , hygienic infected human population  $I_h$  and the Recovered Human population  $R_h$ . The mosquito population denoted by  $N_v$  is subdivided into Non-disease carrier mosquitoes  $S_v$  and disease carrier mosquitoes  $I_v$ . Therefore, we have the following sub populations:

$$N_H = S_u + S_h + I_u + I_h + R. \quad (1)$$



$$N_v = S_v + I_v. \tag{2}$$

Let  $\Lambda_H$  be the recruitment rate of the human population. A fraction  $(1 - \alpha)\Lambda_H$  enters unhygienic susceptible human class while the remaining fraction  $\alpha\Lambda_H$  enters the hygienic susceptible human class. The unhygienic susceptible class is increased by the rate at which unhygienic human class lose immunity after recovery given as  $\omega$ , and reduced by the rate of progression to hygienic class  $\tau_1$ , the force of infection for the unhygienic class  $\lambda_u$  and natural human death rate  $\mu_H$ . The hygienic susceptible human compartment is increased by the  $\tau_1$ , while the compartment is reduced by natural human death rate  $\mu_H$  and the force of infection for the hygienic class  $(1 - \zeta)\lambda_h$ . The unhygienic infected human class  $I_u$  is increased by  $\lambda_u$  and reduced by natural human death rate  $\mu_H$ , rate of progression from  $I_u$  to  $I_h$  given as  $\tau_2$ , malaria induced death for unhygienic human class  $\delta_u$  and recovery for unhygienic human  $\theta_u$ . The hygienic infected class  $I_h$  is increased by  $(1 - \zeta)\lambda_h$  and  $\tau_2$  then reduced by the recovery rate for a hygienic human class given as  $\theta_h$ , malaria induced death for hygienic human class  $\delta_h$  and natural death rate  $\mu_H$ . The Human recovery class  $R$  is increased by  $\theta_h$  and  $\theta_u$ , then reduced by  $\mu_H$ ,  $\omega_h$  and  $\omega_u$ . The susceptible mosquito class  $S_v$  is increased by the Mosquito recruitment rate given as  $\Lambda_v$ , reduced by the mosquitoes death rate  $\mu_v$ , and force of infection for mosquito



iven as  $\lambda_v$ . The infected mosquito class  $I_v$  is increased by  $\lambda_v$  and  $\mu_v$ .

Figure 1. Model Schematic Diagram

Given the above description and definitions of variables and parameters in Table 1 and 2, the following are the model equations:

$$\frac{dS_u}{dt} = (1 - \alpha)\Lambda_H - (\tau_1 + \lambda_u + \mu_H)S_u + \omega R \tag{3}$$

$$\frac{dS_h}{dt} = \alpha\Lambda_H + \omega R + \tau_1 S_u - ((1 - \zeta)\lambda_h + \mu_H)S_h, \tag{4}$$

$$\frac{dI_u}{dt} = \lambda_u S_u - (\tau_2 + \delta_u + \theta_u + \mu_H)I_u, \tag{5}$$

$$\frac{dI_h}{dt} = (1 - \zeta)\lambda_h S_h + \tau_2 I_u - (\delta_h + \theta_h + \mu_H)I_h, \tag{6}$$

$$\frac{dR}{dt} = \theta_u I_u + \theta_h I_h - (\omega + \mu_H)R, \tag{7}$$

$$\frac{dS_v}{dt} = \Lambda_v - \lambda_v S_v - \mu_v S_v, \tag{8}$$

$$\frac{dI_v}{dt} = \lambda_v S_v - \mu_v I_v \tag{9}$$

where

$$\lambda_u = \frac{b_1 \beta_{vh} I_v}{N_H}, \lambda_h = \frac{b_2 \beta_{vh} I_v}{N_H}, b_1 > b_2, \lambda_v = \frac{b_3 \beta_{hv} (I_u + \rho I_h)}{N_H}, \delta_u > \delta_h, \theta_h > \theta_u. \tag{10}$$

Table 1. Variables

Symbols	Description
$S_u$	Unhygienic Susceptible Human
$S_h$	Hygienic Susceptible Human
$I_u$	Unhygienic Infected Human
$I_h$	Hygienic Infected Human
$R$	Recovered Human
$S_v$	Non-disease carrier Mosquitoes
$I_v$	Disease carrier Mosquitoes

Table 2. Model Parameters

Parameters	Definitions
$\Lambda_H$	Recruitment rate of Human Population
$\Lambda_v$	Recruitment rate of Mosquitoes
$\tau_1$	Progression from $S_u$ to $S_h$
$\tau_2$	Progression from $I_u$ to $I_h$
$\delta_u$	Disease-Induced death for the unhygienic human class



$\delta_h$	Disease-Induced death for the hygienic human class	any solution of the system with non-negative initial conditions.
$b_1$	Biting rate of mosquito for unhygienic human class	Hence, all feasible solution set of the human population of the malaria model enters the region
$b_2$	Biting rate of mosquito for hygienic human class	$\Omega = \{(S_u, S_h, I_u, I_h, R) \in \mathbb{R}_+^5 : S_u \geq 0, S_h \geq 0, I_u \geq 0, I_h \geq 0, R \geq 0, N_H \leq \frac{\Lambda_H}{\mu_H}\}. \quad (14)$
$\beta_{vh}$	Transmission probability of infection from mosquito to human	
$\beta_{hv}$	Transmission probability of infection from human to mosquitoes	Similarly, the feasible solution set of the vector population enter the region
$\lambda_u$	The force of infection for unhygienic human class	$\Omega_v = \{(S_v, I_v) \in \mathbb{R}_+^2 : S_v \geq 0, I_v \geq 0, N_v \leq \frac{\Lambda_v}{\mu_v}\}. \quad (15)$
$\lambda_h$	The force of infection for hygienic human class	
$\lambda_v$	Force of infection for mosquitoes	Therefore, the region $\Omega$ is positively invariant i.e. the solution remains positive for all initial values.
$b_3$	Biting rate of mosquitoes	Thus, the model is biologically meaningful and mathematically well-posed in the domain $\Omega$ .
$\zeta$	Rate of reduction of infection for hygienic class	
$\rho$	Modification Parameter	<b>3.2 Disease Free Equilibrium (DFE)</b>
$\theta_u$	Rate of recovery for unhygienic human class	The DFE of the model equations (3 - 9) is given as
$\theta_h$	Rate of recovery for hygienic human class	$E_0 = (S_u^0, S_h^0, I_u^0, I_h^0, R^0, S_v^0, I_v^0) = \left( \frac{(1-\alpha)\Lambda_H}{(\tau_1 + \mu_H)}, \frac{\Lambda_H(\tau_1 + \alpha\mu_H)}{\mu_H(\tau_1 + \mu_H)}, 0, 0, 0, \frac{\Lambda_v}{\mu_v}, 0 \right) \quad (16)$
$\omega$	Rate at which recovered human become susceptible	
$\alpha$	Hygienic rate	<b>3.3 Reproduction Number (<math>R_0</math>)</b>
$\mu_H$	Natural human death rate	The basic reproduction number ( $R_0$ ) is defined as the number of secondary malaria infections produced by one infected individual in a completely susceptible community. The next-generation method will be employed to compute $R_0$ . $F(x)$ is the rate of new infection appearance while $V(x)$ is the rate of transfer of individuals into compartments. So we have
$\mu_v$	Natural death rate of mosquitoes	
$N_H$	Total Human Population	

III. MODEL ANALYSIS

3.1 Invariant Region

The invariant region can be obtained by the following theorem.

Theorem 3.1

The solutions of the model are feasible for all  $t > 0$  if they enter the invariant region

$$\Omega = \Omega_H \times \Omega_v. \quad (12)$$

Proof:

Let

$$\Omega = (S_u, S_h, I_u, I_h, R, S_v, I_v) \in \mathbb{R}_+^7, \quad (13)$$

$$FV^{-1} = R_0 = \frac{\sqrt{b_3 \beta_{vh} \beta_{hv} \Lambda_v \mu_H (b_1 \mu_H (1-\alpha)(k_2 + \tau_2 \rho) + b_2 k_1 \rho (\alpha \mu_H + \tau_1)(1-\zeta))}}{\Lambda_H \mu_v^2 k_1 k_2 (\tau_1 + \mu_H)} \quad (17)$$

3.4 Endemic Equilibrium (EE)

The EE is when the disease continues in the community. It is computed by equating all the model equations to zero. It is denoted by

$$E_* = (S_u^*, S_h^*, I_u^*, I_h^*, R^*, S_v^*, I_v^*) \quad (18)$$

So,

$$S_u^* = \frac{\Lambda_H((1-\alpha)\Lambda_H + \omega R^*)}{\Lambda_H(\tau_1 + \mu_H) + b_1 \mu_H \beta_{vh} I_v^*} \quad (19)$$



$$S_h^* = \frac{\Lambda_H(\alpha\Lambda_H + \omega R^* + \tau_1 S_u^*)}{((1-\zeta)b_2\mu_H\beta_{vh}I_v^* + \Lambda_H\mu_H)} \quad (20)$$

$$I_u^* = \frac{b_1\mu_H\beta_{vh}I_v^* S_u^*}{\Lambda_H k_1} \quad (21)$$

$$I_h^* = \frac{\mu_H\beta_{vh}I_v^* ((1-\zeta)k_1 b_2 S_h^* + b_1 \tau_2 S_u^*)}{\Lambda_H k_1 k_2} \quad (22)$$

$$R^* = \frac{\theta_u I_u^* + \theta_h I_h^*}{k_3} \quad (23)$$

$$S_v^* = \frac{\Lambda_v \Lambda_H}{b_3 \beta_{hv} \mu_H (I_u^* + \rho I_h^*) + \Lambda_H \mu_v} \quad (24)$$

$$I_v^* = \frac{\lambda_v S_v^*}{\mu_v} \quad (25)$$

Where

$$k_1 = (\tau_2 + \delta_u + \theta_u + \mu_H); k_2 = (\delta_h + \theta_h + \mu_H); k_3 = (\omega + \mu_H)$$

Substituting (24) for  $S_v^*$  (21) and (22) for  $I_u^*$  and  $I_h^*$  respectively, (25) becomes

$$Z_1 I_v^{*2} - Z_2 I_v^* = 0 \quad (26)$$

This gives solutions of

$I_v^* = 0$  which is the DFE point,

$$\text{or } I_v^* = \frac{Z_2}{Z_1} \quad (27)$$

Where

$$Z_1 = \frac{b_3 \beta_{vh} \beta_{hv} \mu_H \mu_v (b_1 \mu_H (1-\alpha)(k_2 + \tau_2 \rho) + b_2 k_1 \rho (\alpha \mu_H + \tau_1)(1-\zeta))}{k_1 k_2 (\tau_1 + \mu_H)} \quad (28)$$

$$Z_2 = R_0 - 1 \quad (29)$$

It therefore shows that there exist a unique Endemic Equilibrium point at  $R_0 > 1$ .

### 3.5 Local Stability of EEP

**Theorem 3.2:** The EE of the model is locally asymptotically stable whenever  $R_0 > 1$ .

Proof:

At the Endemic Equilibrium point, we have a Jacobian Matrix given as:

$$J(E_*) = \begin{bmatrix} -A & 0 & 0 & 0 & \omega & 0 & -A_1 \\ \tau_1 & -A_2 & 0 & 0 & \omega & 0 & -A_3 \\ A_4 & 0 & -P_1 & 0 & 0 & 0 & A_1 \\ 0 & A_5 & \tau_2 & -P_2 & 0 & 0 & A_3 \\ 0 & 0 & \theta_u & \theta_h & -P_3 & 0 & 0 \\ 0 & 0 & -A_6 & -A_7 & 0 & -(\lambda_v^* + \mu_v) & 0 \\ 0 & 0 & A_6 & A_7 & 0 & 0 & -\mu_v \end{bmatrix} \quad (30)$$

Where

$$\left. \begin{aligned} A &= \tau_1 + \lambda_u^* + \mu_H; A_1 = \frac{b_1 \beta_{vh} \mu_H S_u^*}{\Lambda_H}; A_2 = (1-\zeta)\lambda_h^* + \mu_H; \\ A_3 &= \frac{(1-\zeta)b_2 \beta_{vh} \mu_H S_h^*}{\Lambda_H}; A_4 = \frac{b_1 \beta_{vh} \mu_H I_v^*}{\Lambda_H}; \\ A_5 &= \frac{(1-\zeta)b_2 \beta_{vh} \mu_H I_v^*}{\Lambda_H}; A_6 = \frac{b_3 \beta_{hv} \mu_H S_v^*}{\Lambda_H}; \\ A_7 &= \frac{\rho b_3 \beta_{hv} \mu_H S_v^*}{\Lambda_H}; \\ P_1 &= \tau_2 + \delta_u + \theta_u + \mu_H; \\ P_2 &= \delta_h + \theta_h + \mu_H; \\ P_3 &= \omega + \mu_H \end{aligned} \right\} \quad (31)$$

Applying elementary row operation to (30) we have

$$J(E_*) = \begin{bmatrix} -A & 0 & 0 & 0 & \omega & 0 & -A_1 \\ 0 & -AA_2 & 0 & 0 & A\omega & 0 & -A_8 \\ 0 & 0 & -AP_1 & 0 & A_4\omega & 0 & A_9 \\ 0 & 0 & 0 & -A_{12} & A_{12} & 0 & -A_{14} \\ 0 & 0 & 0 & 0 & -A_{17} & 0 & A_{18} \\ 0 & 0 & 0 & 0 & 0 & -(\lambda_v^* + \mu_v) & -\mu_v \\ 0 & 0 & 0 & 0 & 0 & 0 & -A_{19} \end{bmatrix} \quad (32)$$

Where

$$\left. \begin{aligned} A_8 &= AA_3 + \tau_1 A_1; A_9 = A_4 A_1 + AA_3; A_{10} = A_8 - AA_2 A_3; \\ A_{11} &= A_6 \theta_h + \theta_u A_7; A_{12} = Ak_1 (AA_2 k_2 + AA_5 \omega); \\ A_{13} &= AA_2 A_4 \tau_2 \omega; A_{14} = AA_{10} k_1 + AA_2 A_9 \tau_2; \\ A_{15} &= A_{11} A_{13} - A_3 A_6 A_{12}; A_{16} = A_{11} A_{14} - A_{12} \theta_u \mu_v; \\ A_{17} &= AA_{13} k_1 \theta_h - A_{12} (Ak_1 k_3 - \theta_u A_4 \omega); \\ A_{18} &= Ak_1 (\theta_h A_{14} - A_9 A_{12}); A_{19} = A_{15} A_{18} + A_{16} A_{17} \end{aligned} \right\} \quad (33)$$

$$|J - \lambda I| = 0$$



$$\begin{bmatrix} -(A + \lambda) & 0 & 0 & 0 & \omega & 0 & -A_1 \\ 0 & -(AA_2 + \lambda) & 0 & 0 & A\omega & 0 & -A_8 \\ 0 & 0 & -(AP_1 + \lambda) & 0 & A_4\omega & 0 & A_9 \\ 0 & 0 & 0 & -(A_{12} + \lambda) & A_{12} & 0 & -A_{14} \\ 0 & 0 & 0 & 0 & -(A_{17} + \lambda) & 0 & A_{18} \\ 0 & 0 & 0 & 0 & 0 & -((\lambda_v^* + \mu_v) + \lambda) & -\mu_v \\ 0 & 0 & 0 & 0 & 0 & 0 & -(A_{19} + \lambda) \end{bmatrix} = 0 \quad (34)$$

It is observed that all the eigenvalues of  $J(E_*)$  are negative. Hence, it is concluded that the endemic equilibrium  $E^*$  of the model is locally asymptotically stable if  $R_0 > 1$ .

### 3.6 Global stability of EEP.

**Theorem 3.3:** The Endemic Equilibrium  $E_*$  is globally asymptotically stable if  $R_0 > 1$ .

**Proof:**

We define the Lyapunov function  $U$  as:

$$U = \left( S_u - S_u^* - S_u^* \log \frac{S_u}{S_u^*} \right) + \left( S_h - S_h^* - S_h^* \log \frac{S_h}{S_h^*} \right) + \left( I_u - I_u^* - I_u^* \log \frac{I_u}{I_u^*} \right) + \left( I_h - I_h^* - I_h^* \log \frac{I_h}{I_h^*} \right) + \left( R - R^* - R^* \log \frac{R}{R^*} \right) + \left( S_v - S_v^* - S_v^* \log \frac{S_v}{S_v^*} \right) + \left( I_v - I_v^* - I_v^* \log \frac{I_v}{I_v^*} \right) \quad (35)$$

$$\frac{dU}{dt} = \left( 1 - \frac{S_u^*}{S_u} \right) \frac{dS_u}{dt} + \left( 1 - \frac{S_h^*}{S_h} \right) \frac{dS_h}{dt} + \left( 1 - \frac{I_u^*}{I_u} \right) \frac{dI_u}{dt} + \left( 1 - \frac{I_h^*}{I_h} \right) \frac{dI_h}{dt} + \left( 1 - \frac{R^*}{R} \right) \frac{dR}{dt} + \left( 1 - \frac{S_v^*}{S_v} \right) \frac{dS_v}{dt} + \left( 1 - \frac{I_v^*}{I_v} \right) \frac{dI_v}{dt} \quad (36)$$

$$\frac{dU}{dt} = G_1 - G_2 \quad (37)$$

Substituting the expression for the derivatives and separating positive and negative terms as  $G_1$  and  $G_2$ , we have

$$G_1 = \Lambda_H + 2\omega R + (\tau_1 + \lambda_u)S_u + (1 - \zeta)\lambda_h S_h + (\tau_2 + \theta_u)I_u + \theta_h I_h + \Lambda_v + \lambda_v S_v + \frac{\omega R^* S_u^*}{S_u} + \frac{\omega R^* S_h^*}{S_h} + \frac{\tau_1 S_u^* S_h^*}{S_h} + \frac{(1-\zeta)\lambda_h S_h^* I_h^*}{I_h} + \frac{\tau_2 I_u^* I_h^*}{I_h} + \frac{\theta_u I_u^* R^*}{R} + \frac{\theta_h I_h^* R^*}{R} + \frac{\lambda_v S_v^* I_v^*}{I_v} \quad (38)$$

$$G_2 = \tau_1 S_u^* + (1 - \zeta)\lambda_h S_h^* + (\tau_2 + \theta_u)I_u^* + \theta_h I_h^* + 2\omega R^* + \lambda_v S_v^* + \frac{(1-\alpha)\Lambda_H S_u^*}{S_u} + \frac{\omega R S_u^*}{S_u} + \frac{(\tau_1 + \lambda_u + \mu_H)(S_u - S_u^*)^2}{S_u} + \frac{\alpha \Lambda_H S_h^*}{S_h} + \frac{\omega R S_h^*}{S_h} + \frac{\tau_1 S_u S_h^*}{S_h} + \frac{((1-\zeta)\lambda_h + \mu_H)(S_h - S_h^*)^2}{S_h} + \frac{\lambda_u S_u I_u^*}{I_u} + \frac{k_1 (I_u - I_u^*)^2}{I_u} + \frac{(1-\zeta)\lambda_h S_h I_h^*}{I_h} + \frac{\tau_2 I_u I_h^*}{I_h} + \frac{k_2 (I_h - I_h^*)^2}{I_h} + \frac{\theta_u I_u R^*}{R} +$$

$$\frac{\theta_h I_h R^*}{R} + \frac{k_3 (R - R^*)^2}{R} + \frac{\Lambda_v S_v^*}{S_v} + \frac{(\lambda_v + \mu_v)(S_v - S_v^*)^2}{S_v} + \frac{\lambda_v S_v I_v^*}{I_v} + \frac{\mu_v (I_v - I_v^*)^2}{I_v} \quad (39)$$

If  $G_1 < G_2$ , then  $\frac{dU}{dt} \leq 0$ ,  $\frac{dU}{dt} = 0$  if and if  $S_u = S_u^*, S_h = S_h^*, I_u = I_u^*, I_h = I_h^*, R = R^*, S_v = S_v^*, I_v = I_v^*$ . The largest invariant set in  $\{(S_u^*, S_h^*, I_u^*, I_h^*, R^*, S_v^*, I_v^*) \in \Omega; \frac{dU}{dt} = 0\}$  is a singleton of  $E_*$  with  $E_*$  as the endemic equilibrium.

Therefore by the Lasalle's invariant principle,  $E_*$  is globally asymptotically stable in  $\Omega$  if  $G_1 < G_2$ .

### 3.7 Numerical Simulation

In this section, we carry out numerical simulations for the model equations using the parameter values in table 3 and initial conditions  $S_u(0) = 55, S_h = 45, I_u(0) = 45, I_h(0) = 30, R(0) = 50, S_v(0) = 1000, I_v(0) = 50$ .

**Table 3: Parameter values of Model**

Symbols	Values	Source
$\Lambda_H$	100	[13]
$\Lambda_v$	1000	[14]
$\tau_1$	0.25	(Assumed)
$\tau_2$	0.5	(Assumed)
$\delta_u$	0.13	(Assumed)
$\delta_h$	0.06	(Assumed)
$b_1$	0.17	(Assumed)
$b_2$	0.1	(Assumed)
$\beta_{vh}$	0.03	[15]
$\beta_{hv}$	0.09	[15]
$b_3$	0.12	[16]
$\zeta$	0.08	(Assumed)
$\rho$	0.5	(Assumed)
$\theta_u$	0.05	(Assumed)
$\theta_h$	0.15	(Assumed)
$\omega$	0.7902	[14]
$\alpha$	0.46	(Assumed)
$\mu_H$	0.00004	[13]
$\mu_v$	0.0000569	[14]

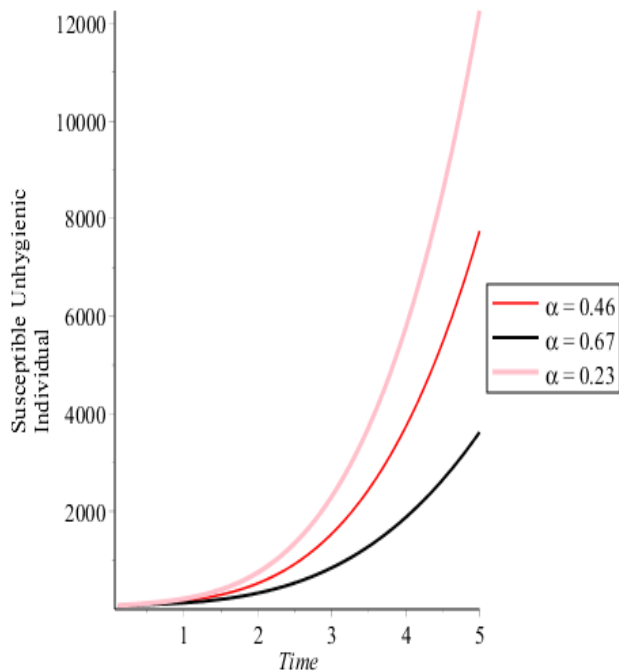


Figure 2: Plots of Susceptible Unhygienic Individuals for various values of  $\alpha$

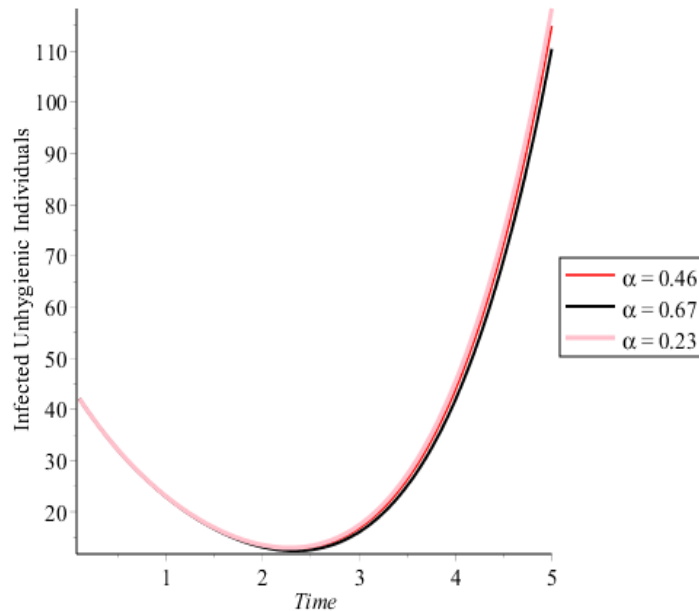


Figure 4: Plots of Infected Unhygienic Individuals for various values of  $\alpha$

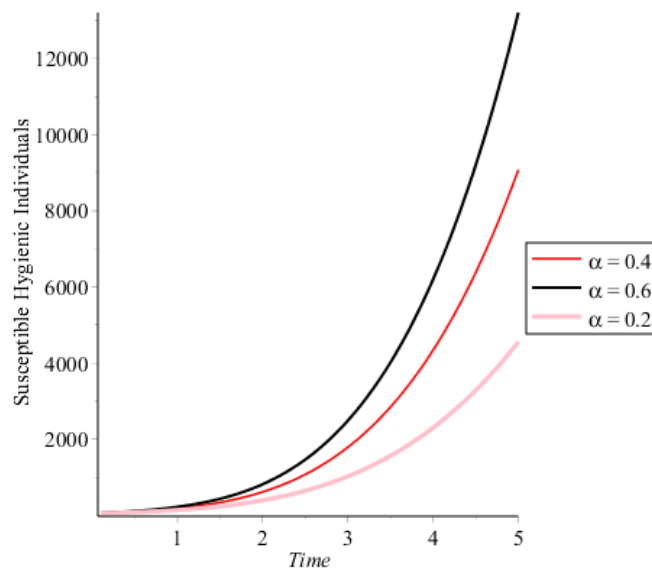


Figure 3: Plots of Susceptible Hygienic Individuals for various values of  $\alpha$

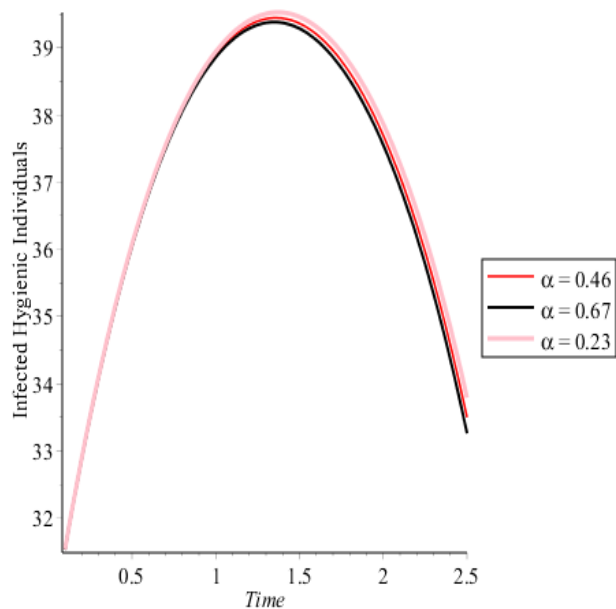


Figure 5: Plots of Infected Hygienic Individuals for various values of  $\alpha$

#### IV. CONCLUSION



In this study, we proposed and analyzed the endemic equilibrium point of a malaria hygiene mathematical model. We solve the mathematical model showing the endemic equilibrium points. The analysis show that the endemic equilibrium point is locally stable if  $R_0 > 1$  given that the eigenvalues of the Jacobian matrices are negative, also by the Lasalle's invariant principle defining a Lyapunov function we show that the endemic equilibrium is globally in the set  $\Omega$ .

#### V. REFERENCE

- [1] Bhatt, S., Weiss, D. J., and Cameron, E. et al. (2015). The effect of malaria control on Plasmodium falciparum in Africa between 2000 and 2015. *Nature*, 526 (7572).
- [2] Weil, D. N. (2015). A review of angus deaton's the great escape: health, wealth, and the origins of inequality. *Journal of Economic Literature (JEL)*, 53 (1), 102–114.
- [3] Yang, D., He, Y., Wu, B., Deng, Y., Li, M., Yang, Q., Huang, L., Cao, Y., and Liu, Y. (2020). Drinking water and sanitation conditions are associated with the risk of malaria among children under five years old in sub-Saharan Africa: A logistic regression model analysis of national survey data. *J Adv Res.*, 21:1-13.
- [4] Sluydts, V., Durnez, L., Heng, S., Gryseels, C., Canier, L., and Kim, S. (2016). Efficacy of topical mosquito repellent (picaridin) plus long-lasting insecticidal nets versus long-lasting insecticidal nets alone for control of malaria: a cluster randomized controlled trial. *Lancet Infect Dis.* 16 (10), 1169–1177.
- [5] Pinder, M., Jawara, M., Jarju, L.B., Salami, K., Jeffries, D., and Adiamoh, M. (2015). Efficacy of indoor residual spraying with dichlorodiphenyltrichloroethane against malaria in Gambian communities with high usage of long-lasting insecticidal mosquito nets: a cluster-randomized controlled trial. *Lancet (London, England)*, 385(9976), 1436–1446.
- [6] Vivian N. (2018). Ignorance, Poverty, Poor Sanitation and Malaria in Ghana. *Arch Clin Microbiol*, 9. DOI: 10.4172/1989-8436-C3-011
- [7] Amoran, O. E., Onwumbe, O. O., Salami, O. M., and Mautin, G. B. (2014). The influence of environmental sanitation on prevalence of malaria in rural town in south-western Nigeria. *Niger J Med.*, 23 (3), 254-62.
- [8] Anderson RM, May RM. *Infectious diseases of humans: Dynamics and control*. Oxford University Press; 1991.
- [9] Rai, R. K., Misra, A. K., and Takeuchi, Y. (2019). Modeling the impact of sanitation and awareness on the spread of infectious diseases. *Mathematical Biosciences and Engineering*, 16(2), 667-700. doi: 10.3934/mbe.2019032
- [10] Ochoche, M. J., Madubueze, E. C., and Akaabo, T.B. (2015). A Mathematical Model on the Control of Cholera: Hygiene Consciousness as a Strategy. *J. Math. Comput. Sci.* 5(2), 172-187.
- [11] Dangbe, E., Bekolle, D., D. Irepran, D., and A. Perasso (2017). Impact of Hygiene, Famine and Environment on Transmission and spread of cholera. *Math. Model. Nat. Phenom.* 12(2), 4-21.
- [12] Mawira P. Z., and Malonza D. M. (2020). A Mathematical Modelling of Tuberculosis Dynamics with Hygiene Consciousness as a Control Strategy. *Journal of Advances in Mathematics and Computer Scienc.* 35(7), 38-48. DOI: 10.9734/JAMCS/2020/v35i730302
- [13] Oluwatayo, M. O. (2019). Mathematical Modelling of the Co-infection Dynamics of Malaria-Toxoplasmosis in the Tropics. *Biometrical Letters*, 56(2): 139-163.
- [14] Bakare, E. A., Nwozo, C. R. (2017). Bifurcation and sensitivity analysis of Malaria – Schistosomiasis Co-infection Model. *International Journal of Applied Computational Mathematics*, doi:10.1007/s40819-017-0394-5.
- [15] Olaniyi, S., Okosun, K. O., Adesanya, S. O. and Emmanuel, A. A. (2018). Global Stability and Optimal Control Analysis of Malaria Dynamics in the Presence of Human Travelers. *The Open Infectious Diseases Journal*, 10, 166 – 186.
- [16] Olaniyi, S. and Obabiyi, O. S. (2013). Mathematical Model for Malaria transmission dynamics in human and mosquito population with non-linear forces of infection. *Int. J. Pure Appl. Math.*, 88(1): 125 -156.

# IJEAST

INTERNATIONAL JOURNAL  
OF ENGINEERING APPLIED SCIENCE  
AND TECHNOLOGY

## ABOUT IJEAST

International Journal of Engineering Applied Science and Technology (IJEAST) is a peer-reviewed, open access journal that publishes high-quality research papers in the field of Engineering, Applied Science and Technology.

IJEAST aims to provide a platform for researchers, academicians, and professionals to share their innovative ideas, research findings, and practical experiences with the global scientific community.

## FOCUS AREAS

- Engineering
- Applied Science
- Technology
- Innovation & Development
- Interdisciplinary Studies



### PEER REVIEWED

All submissions are rigorously peer reviewed to ensure quality.



### OPEN ACCESS

Free and unrestricted access to research for all.



### GLOBAL REACH

Connecting researchers and professionals worldwide.



### TIMELY PUBLICATION

We ensure a swift and efficient publication process.



For more information, visit our website  
[www.ijeast.com](http://www.ijeast.com)



INTERNATIONAL JOURNAL  
OF ENGINEERING APPLIED SCIENCE  
AND TECHNOLOGY

✉ [editor@ijeast.com](mailto:editor@ijeast.com)

🌐 [www.ijeast.com](http://www.ijeast.com)

📍 India



2455-2143