



IJEAST

INTERNATIONAL JOURNAL
OF ENGINEERING APPLIED SCIENCE
AND TECHNOLOGY



VOLUME : 9 ISSUE : 09 Print / Issue Publication Date: 05-Apr-2025



ISSN : 2455-2143



DOI : 10.33564/IJEAST.2025.v09i09.010

Indexed In



WWW.IJEAST.COM

editor@ijeast.com



AN INNOVATIVE APPROACH FOR CHILD SAFETY MONITORING USING EMBEDDED IOT

Nalini R, Elamathi C K, Harini S, Divya M,
B.E., Dept.of EEE,
Muthayammal Engineering College,
Rasipuram, Tamilnadu, India

Dr. N. Suthanthira Vanitha
Professor, Dept.of EEE,
Muthayammal Engineering College,
Rasipuram, Tamilnadu, India

Abstract: With the increasing crime rates such as child kidnapping, child trafficking, child abuse, and so on, there is a need for an advanced smart security system. A self-alerting child monitoring system is developed to aid parents in monitoring and tracking their children in real-time. Smart gadgets are one of the most invited devices that are voluntarily used by young children. Several initiatives are taken a step ahead to save children and ensure parents/ guardians that their child is safer. The proposed project is designed to monitor children's current location and health conditions such as heart rate, blood oxygen level, temperature level, and humidity level, and alert parents if any abnormality, Tracking is detected using an Embedded Controller. It creates a user-friendly environment for parents and children to ensure child safety and monitoring. The child's location sends a message notification to the parent's mobile. The simulation will be achieved using Proteus Simulator software.

Keywords: Raspberry Pi Pico, IoT, Child Safety, Sensors

I. INTRODUCTION

Child safety has become a critical concern for parents and institutions worldwide. With children commuting to schools, playing in outdoor environments, or traveling to unfamiliar places, ensuring their safety is paramount [2]. Embedded IoT systems offer an innovative approach by integrating microcontrollers, sensors, and communication modules into a single, efficient framework [4]. These systems leverage IoT connectivity to gather, process, and transmit data related to a child's location, health, and activity in real time [5]. The integration of GPS modules, health monitoring sensors, and cloud-based storage ensures that parents can monitor their child's well-being and respond promptly in case of emergencies [7].

Furthermore, the use of mobile applications enables seamless access to information, providing updates and alerts on the go. The integration of the Internet of Things (IoT) with embedded

systems has revolutionized safety and monitoring solutions, especially in child safety[8]. The integration of IoT enhances the scalability, reliability, and efficiency of child safety solutions [6]. It allows for remote monitoring, quick response to emergencies, and data-driven insights to improve safety measures over time [3]. IoT offers real-time data collection, processing, and communication, enabling parents and guardians to track and monitor their children's well-being and location [8]. Embedded IoT solutions use a combination of sensors, communication modules, Raspberry Pi, and cloud platforms to provide a comprehensive system for monitoring health metrics, tracking location, and sending alerts in emergencies [2]. This technology bridges the gap between hardware and software, offering a robust and user-friendly platform for child safety [5].

The Internet of Things (IoT) is the network of physical objects or "things" embedded with electronics, software, sensors, and network connectivity, which enables these objects to collect and exchange data [7]. The Internet of Things allows objects to be sensed and controlled remotely across existing network infrastructure, creating opportunities for more direct integration between the physical world and computer-based systems, resulting in improved efficiency, accuracy, and economic benefit [2]. Each thing is uniquely identifiable through its embedded computing system but can interoperate within the existing Internet infrastructure. IoT in child safety and monitoring systems integrates sensors, microcontrollers, communication modules, and cloud platforms to ensure the safety and well-being of children [3].

Sensors (e.g., GPS for location, pulse monitors for health) collect real-time data. Environmental sensors may monitor temperature, air quality, or movement [1]. An embedded microcontroller (e.g., Raspberry Pi or Arduino) processes raw sensor data into meaningful information (e.g., coordinates, health stats). Processed data is transmitted to a cloud server using communication technologies like Wi-Fi and GPS. The cloud server stores, analyzes, and organizes the data, enabling real-time alerts, visualization, and decision-making. Parents



can monitor the data via a mobile or web application Alerts are sent in case of emergencies, such as abnormal health metrics or geofence area violations [6].

The integration of Wi-Fi networks with embedded IoT systems provides an effective and reliable solution for monitoring child safety By utilizing Wi-Fi as the primary communication medium, the system ensures real-time data transfer between sensors, microcontrollers, cloud platforms, and monitoring devices such as mobile applications [4].

The system begins with embedded sensors, such as GPS modules, heart rate monitors, and accelerometers, collecting essential data about the child. These sensors are connected to microcontrollers like Raspberry Pi, ESP8266, or similar devices, which process the raw data into meaningful formats. For instance GPS data is converted into readable coordinates, and health metrics such as pulse rate are analyzed to detect irregularities [3]. Wi-Fi acts as the backbone for transmitting processed data from the embedded system to the cloud server. With its high-speed and low-latency characteristics, Wi-Fi ensures that data is sent and received in real-time, allowing parents and guardians to monitor their children without delay [6]. The widespread availability of Wi-Fi networks, whether at home, school, or public spaces, makes it an ideal choice for reliable connectivity [5].

Once the data reaches the cloud server via Wi-Fi, it is stored, organized, and analyzed. The cloud platform enables advanced functionalities, such as detecting anomalies in health data, identifying patterns in location tracking, and generating real-time alerts [1]. This processing ensures parents can access insights through a mobile or web application, enhancing their ability to take immediate action in emergencies [3]. Parents and guardians can access the system through a user-friendly application that visualizes data and sends notifications [8].

The Embedded and IoT-based Child Safety and Monitoring System enhances safety by enabling real-time monitoring, data analysis, and proactive alerts[6].IoT integrates sensors and communication technologies to track a child's location, health, and surroundings, transmitting this data to a cloud platform for analysis. This ensures parents receive timely updates and alerts in emergencies, such as a child entering unsafe areas or experiencing health irregularities [4].

II. LITERATURE SURVEY

[1] Vidhya Prasanth et al [2024], Analysis of Child Safety Monitoring System using the SPSS Method. A wearing children's safety system functions as a smart gadget. Accurate and exact real-time location can be used to identify a child's surroundings. This system includes an ambient temperature display, an SOS light, and a distress buzzer. It aids them in locating their child. The system is simple to design. The programmer is designed to establish an approach that is user-friendly on both sides. GPS-equipped smart phones should be available to both parents and kids. The child's location, call history, message history, and communication via their smart

phone are all tracked using this software. Safety monitoring systems use a person, rather than a mechanical system (safety monitor), to warn when roofs are six feet or more below the lowest level and are in danger of falling. A safety supervisor must be a competent person to recognize fall hazards and warn workers about them. The device has IoT tracking and a GSM module that allows you to monitor the child at all times.

[2] Khawja Imran Masud et al[2024], Developing an IoT-based Child Safety and Monitoring System: An Efficient Approach. In the era of the competitive world, everyone is busy with their professional lives that it's difficult to keep monitoring the daily status of their children. Parents or guardians are always vigilant for the safety and physical condition of their children. To monitor and ensure a child's safety, an efficient, and user-friendly IoT solution is proposed in this research that can easily sync parents with their children in real time. The movement of the children is regularly monitored through an application, and if children face emergencies or critical situations, they can easily make aware their parents. Child's instant positions and health conditions (i.e., heart rate, blood oxygen level, temperature level, and humidity levels) can be detected and monitored through the proposed IoT systems. In the event of a critical situation, parents can get all the emergency stations and make decisions instantly through an app. The proposed system also ensures a child's movement within a range and sends an SMS to the parents if he or she tries to go out.

[3] M. Safa et al[2023],Enhanced IoT Based Child Missing Alert System Using RSSI. This paper discusses the concept of a smart wearable device connected to their parent's mobile phone for children and their parents respectively. In this project we propose that to let the system be divided into three parts, namely the safe, intermediate and danger zones. If the child is within the safe zone, then no buzzer is sounded whereas if the child is in the intermediate range a buzzer alert will be sounded. If the child crosses the 'danger' zone, the buzzer is sounded with an immediate notification sent to the parent. In case the child goes out of danger zone, a GPS module is attached that would help parent know the exact location of the child once he/she is outside the 100meters of radius from the parent. This project also has features to sense the child's temperature and heartbeat along with notifying the child's parent in case the child has an accident using the temperature, heartbeat and pressure sensors respectively. The RSSI is used for distance sensing whereas GSM is used for notification sending to the parent's mobile phone.

[4] S Upendra [2023], A Smart Approach To Child Safety in the Digital Age. In today's current situation we see that there are many children getting kidnapped or lost. The survey states that around thousands of children are been missing every year and it is very pathetic that around ¾ are been rescued and remaining are found to be lost. To address this sort of situations a SOC (Safety of Child) wearable tracker is been proposed in this paper. It enables the information of the child to be send to the parents mobile. This is a simple application



which is adaptable to all sort of mobile and it is not expected to be only smart phone. The information passed about the child location, temperature, heart beat rate is send to parent mobile and finally SOS(save our soul) light and buzzer sound is raised which is heard by nearby people and child can be rescued. These information are received upon certain keywords such as LOCATION, BUZZ, HBT, TEMP etc. The second means of receiving the information is through the heart beat rises which is been detected by the sensor and when it crosses the threshold value immediately the location and heart beat is send to parent which automatically convey that their child is in need of help. This device is helpful and is of great relief for parents to safeguard their children at all cases.

[5] Harshith. T. N[2023], "A Review on Child Safety Monitoring System Based on IOT *1Spoorthi. S, 1Recent trends in Management and Commerce". This paper focuses an innovative solution created to solve the safety issues involving children is the Child Safety Monitoring System based on IoT. This system allows real-time monitoring and tracking of kids, assuring their safety in varied surroundings by utilizing the Internet of Things' capability. Parents or other adults who are responsible for children may continually monitor their whereabouts, activities, and vital signs by integrating IoT-enabled sensors and gadgets. The technology uses geo fencing to create secure zones and borders, immediately alerting carers if a youngster leaves these marked bounds. The system makes use of data analytics to offer insightful information on a child's routine, behavior, and general health. By detecting possible dangers and enhancing safety procedures with the use of this information, proactive steps may be performed. In. The technology immediately warns parents or guardians in case of emergency, allowing for quick response and intervention. The system also makes it easier for parents, carers, and educational institutions to collaborate and communicate with one another, ensuring that child safety is taken seriously. The IoT-based kid Safety Monitoring System provides improved parental control, customization, and customization to cater to the unique demands of every family or kid. Even when parents are physically apart from their child, it offers remote surveillance and peace of mind. The system prioritizes privacy and data security, is scalable, adaptive, and ensures the accuracy and confidentiality.

[6] Jyothi Swaroop.T et al [2022], Girl Child Security System based on IOT Technology with GPS Tracker Comparing with Fuzzy Classifier Based Safety Device. This work depicts about the girl child security system using a GPS tracker in IoT with Thing speak (Group 1) is going to be designed and compared with the girl child security device using fuzzy classifier (Group 2):. This system ensures the safety and security of the girl child by continuous monitoring of the location details of the girl child. 10 samples were taken for each group. The $P_i0.005$ signifies the performance of the system. Girl child security system using a GPS tracker in IoT with Thingspeak (Group 1) having mean accuracy 0.4, Standard deviation 0.516 and standard error 0.1633 and the

Girl child security device using fuzzy classifier (Group 2) mean accuracy 0.2, Standard deviation 0.422 and standard error 0.133. The significance $P_i0.05$ shows the goodness in the performance. The girl child security system using a GPS tracker in IoT with Thing speak significantly performs better than the girl child security device using fuzzy classifier.

[7] Simran Kaur Gill et al [2021] Child Safety Monitoring RSSI. This paper discusses the concept of a smart wearable device connected to their parent's mobile phone for children and their parents respectively. In this project we propose that to let the system be divided into three parts, namely the safe, intermediate and danger zones. If the child is within the safe zone, then no buzzer is sounded whereas if the child is in the intermediate range a buzzer alert will be sounded. If the child crosses the 'danger' zone, the buzzer is sounded with an immediate notification sent to the parent. In case the child goes out of danger zone, a GPS module is attached that would help parent know the exact location of the child once he/she is outside the 100meters of radius from the parent. This project also has features to sense the child's temperature and heartbeat along with notifying the child's parent in case the child has an accident using the temperature, heartbeat and pressure sensors respectively. The RSSI is used for distance sensing whereas GSM is used for notification sending to the parent's mobile phone.

[8] E. Prabhakar, et al [2020] Intelligent child safety system using machine learning in IoT devices. Due of their vulnerability, tracking and protecting children is of highest importance. A sophisticated smart security system is now required due to the rise in crimes including child abduction, child trafficking, child abuse, and so forth. In order to help parents, watch and track their children in real time instead of having to constantly be nearby, a self-alerting "Intelligent Child Safety System Using Machine Learning in Iot Devices" was developed. This system is meant to be worn by the child as a wrist band, hand glove, arm band, or belt on a daily basis. The technology is made to watch over children's whereabouts and physical health in real time. An Arduino controller, a Raspberry Pi, and sensors that track changes in parameters like temperature, BVP (blood volume pulse), and GSR (galvanic skin response) are all included in this electronic system. GPS and GSM modules are also utilized by the system. The Decision Tree Classifier algorithm uses sensor value inputs to identify any distress scenario. A text message containing the victim's location is sent to the registered contact numbers using a GSM module and tracked using a GPS module. The innovative aspect of this work is the greater precision of the autonomous decision-making process.

III. EXISTING SYSTEM

Current systems rely on manual monitoring, which is prone to human errors and delays. Basic GPS trackers provide location but lack real-time health or safety monitoring Wearable devices offer limited features, often missing vital signs or



environmental data. Most systems require children to communicate distress, limiting effectiveness in emergencies. Smart gadgets are one of the most invited devices that are voluntarily used by young children. Several initiatives have been taken a step ahead to save children and ensure parents/guardians that their child is safer[6].

The diagram illustrates an IoT-based temperature monitoring system that integrates sensors, communication modules, and cloud-based technologies for remote access and alerting [7]. The system begins with a Temperature Sensor, which measures the ambient or body temperature. The sensor sends the data to a Microcontroller, which processes the readings. The processed data can trigger a Buzzer for immediate audible alerts if abnormal temperature levels are detected, ensuring quick attention. Simultaneously, the microcontroller communicates with a Wi-Fi module to transmit the temperature data to the Cloud [8].

The cloud acts as a central repository, storing data for analysis and remote access. Users can monitor the temperature readings on an Android application connected to the cloud. This app allows for real-time tracking and notifications, providing a seamless interface for caregivers or individuals managing health conditions. This system is a scalable solution that can be adapted for various environments, including healthcare, industrial, and home automation [5].

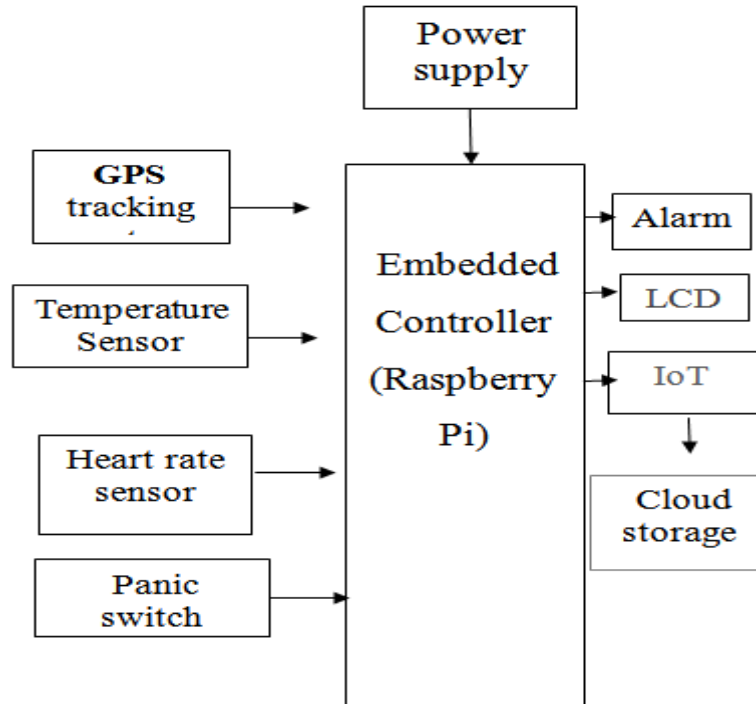
Finally, the LCD serves as the interface, displaying the processed heart rate and temperature readings in real time. The microcontroller drives the LCD and manages data processing, communication, and display. This simulation exemplifies how

embedded systems can combine hardware and software to develop efficient and reliable healthcare devices. It also lays the foundation for IoT-based connectivity, enabling remote monitoring and real-time alerts for critical conditions [3].

IV. PROPOSED SYSTEM

The proposed Embedded and IoT-Based Child Safety and Monitoring System aims to leverage technology to address modern challenges in ensuring child safety. The system integrates embedded systems and IoT to provide real-time monitoring of a child's location, health parameters, and surrounding environment. IoT devices such as wearable sensors, GPS trackers, and environmental monitors collect data and transmit it to a centralized cloud platform via Wi-Fi or other communication networks.

Sensors are employed, such as temperature sensors to monitor environmental conditions, heart rate monitors to track the child's vitals, motion sensors to detect movement, and GPS modules to track the child's location. These sensors are connected to a microcontroller or embedded system, like an Arduino or Raspberry Pi, which collects and processes the data. This microcontroller then uses wireless communication technologies like Wi-Fi or Bluetooth to send the collected data to a cloud-based server or directly to a mobile application. The cloud server stores and analyzes the data for long-term monitoring, while the mobile app allows parents or guardians to monitor the child's condition in real-time.



Block diagram for embedded IoT



In case of any abnormal readings, such as an irregular heart rate, temperature fluctuations, or the child straying beyond a safe zone, the system can send instant alerts to the mobile app, ensuring immediate attention. A rechargeable battery powers the entire system, providing portability and long-lasting monitoring. This IoT-based child safety system offers real-time data monitoring, remote tracking, and immediate alerting, helping ensure the child's safety and giving parents peace of mind.

The system is powered by a reliable power supply and includes an embedded controller, such as a Raspberry Pi, which acts as the central processing unit. It integrates a GPS tracking system for real-time location monitoring, a temperature sensor to track environmental conditions, and a heart rate sensor for monitoring the child's health. A panic switch allows for immediate alert in emergencies. The controller processes this data and interacts with an alarm for instant notifications, an LCD for real-time display, and IoT connectivity for remote monitoring and data storage on the cloud. This combination provides a comprehensive solution for child safety and health monitoring.

Raspberry Pi plays a crucial role in embedded IoT systems for child safety and monitoring. Due to its versatility, low cost, and ease of integration with various sensors and modules, it is widely used to develop real-time child safety systems. Here's how it works in such applications: Raspberry Pi acts as the central processing unit that receives data from various sensors such as GPS, heart rate monitors, and temperature sensors. For example, a GPS module connected to Raspberry Pi tracks the child's location in real-time, which can then be displayed on a parent's mobile or web interface. The device processes this data and sends it for further analysis to ensure accurate monitoring

V. CODING

```
#!/usr/bin/python
import spidev
import time
import os
import RPi.GPIO as GPIO
GPIO.setmode(GPIO.BOARD)
GPIO.setwarnings(False)
# Open SPI bus
spi = spidev.SpiDev()
spi.open(0,0)
# Define GPIO to LCD mapping
LCD_RS = 7
LCD_E = 11
LCD_D4 = 12
LCD_D5 = 13
LCD_D6 = 15
LCD_D7 = 16
# Define sensor channels
count=0
```

```
time1=0
""
Define pin for LCD
""
# Timing constants
E_PULSE = 0.0005
E_DELAY = 0.0005
delay = 1
GPIO.setup(LCD_E, GPIO.OUT) # E
GPIO.setup(LCD_RS, GPIO.OUT) # RS
GPIO.setup(LCD_D4, GPIO.OUT) # DB4
GPIO.setup(LCD_D5, GPIO.OUT) # DB5
GPIO.setup(LCD_D6, GPIO.OUT) # DB6
GPIO.setup(LCD_D7, GPIO.OUT) # DB7
# Define some device constants
LCD_WIDTH = 16 # Maximum characters per line
LCD_CHR = True
LCD_CMD = False
LCD_LINE_1 = 0x80 # LCD RAM address for the 1st line
LCD_LINE_2 = 0xC0 # LCD RAM address for the 2nd line
# Function to read SPI data from MCP3008 chip
# Channel must be an integer 0-7
def ReadChannel(channel):
    adc = spi.xfer2([1,(8+channel)<<4,0])
    data = ((adc[1]&3) << 8) + adc[2]
    return data
def heart()
    global count
    global time1
    global count_1
    While True:
        reading = ReadChannel(0)
        if reading>0:
            lcd_byte(0x01,LCD_CMD) # 000001 Clear
display
            lcd_string("PULSE Detected",LCD_LINE_1)
        Else:
            lcd_byte(0x01,LCD_CMD) # 000001 Clear
display
            lcd_string("PULSE not ",LCD_LINE_1)
            lcd_string("detected",LCD_LINE_2)
            count=count+1
            time.sleep(0.6)
            #print "time1",time1
            time1=time1+0.6
            #print "time1:",time1
            if time1>10:
                count=10*count
                break
            count_1=str(count)
            count=0
            time1=0
            lcd_byte(0x01,LCD_CMD) # 000001 Clear display
            lcd_string("Heart Rate =" + count_1,LCD_LINE_1)
            return count_1
```



```

'''
Function Name:lcd_init()
Function Description: this function is used to initialize lcd by
sending the different commands
'''
def lcd_init():
    # Initialise display
    lcd_byte(0x33,LCD_CMD) # 110011 Initialise
    lcd_byte(0x32,LCD_CMD) # 110010 Initialise
    lcd_byte(0x06,LCD_CMD) # 000110 Cursor move direction
    lcd_byte(0x0C, LCD_CMD) # 001100 Display On, Cursor
Off, Blink Off
    lcd_byte(0x28, LCD_CMD) # 101000 Data length, number
of lines, font size
    lcd_byte(0x01,LCD_CMD) # 000001 Clear display
    time.sleep(E_DELAY)
'''
Function Name :lcd_byte(bits ,mode)
Function Name: the main purpose of this function is to convert
the byte data into bits and send it to the LCD port
'''
def lcd_byte(bits, mode):
    # Send byte to data pins
    # bits = data
    # mode = True for character
    # False for command
    GPIO.output(LCD_RS, mode) # RS
    # High bits
    GPIO.output(LCD_D4, False)
    GPIO.output(LCD_D5, False)
    GPIO.output(LCD_D6, False)
    GPIO.output(LCD_D7, False)
    if bits&0x10==0x10:
        GPIO.output(LCD_D4, True)
    if bits&0x20==0x20:
        GPIO.output(LCD_D5, True)
    if bits&0x40==0x40:
        GPIO.output(LCD_D6, True)
    if bits&0x80==0x80:
        GPIO.output(LCD_D7, True)
    # Toggle 'Enable' pin
    lcd_toggle_enable()
    # Low bits
    GPIO.output(LCD_D4, False)
    GPIO.output(LCD_D5, False)
    GPIO.output(LCD_D6, False)
    GPIO.output(LCD_D7, False)
    if bits&0x01==0x01:
        GPIO.output(LCD_D4, True)
    if bits&0x02==0x02:
        GPIO.output(LCD_D5, True)
    if bits&0x04==0x04:
        GPIO.output(LCD_D6, True)
    if bits&0x08==0x08:

```

```

        GPIO.output(LCD_D7, True)
    # Toggle 'Enable' pin
    lcd_toggle_enable()
'''
Function Name: lcd_toggle_enable()
Function Description: This is used to toggle Enable pin
'''
def lcd_toggle_enable():
    # Toggle enable
    time.sleep(E_DELAY)
    GPIO.output(LCD_E, True)
    time.sleep(E_PULSE)
    GPIO.output(LCD_E, False)
    time.sleep(E_DELAY)
'''
Function Name :lcd_string(message,line)
Function Description: print the data on LCD
'''
def lcd_string(message,line):
    # Send string to display
    message = message.just(LCD_WIDTH," ")
    lcd_byte(line, LCD_CMD)
    for i in range(LCD_WIDTH):
        lcd_byte(ord(message[i]),LCD_CHR)
# Function to calculate the temperature from
# TMP36 data, rounded to specified
# number of decimal places.
def ConvertTemp(data,places):
    # ADC Value
    # (approx) Temp Volts
    # 0 -50 0.00
    # 78 -25 0.25
    # 155 0 0.50
    # 233 25 0.75
    # 310 50 1.00
    # 465 100 1.50
    # 775 200 2.50
    # 1023 280 3.30

    temp = ((data * 330)/float(1023))
    temp = round(temp,places)
    return temp
# Define delay between readings
delay = 5
lcd_init()
lcd_string("welcome ",LCD_LINE_1)
time.sleep(2)
lcd_string("waiting ",LCD_LINE_1)
lcd_string(" for input ",LCD_LINE_2)
time.sleep(2)
while True:
    reading = ReadChannel(0)
    if(reading>0):
        heartb()
        temp_channel = 1

```

```
temp_level = ReadChannel(temp_channel)
temp = ConvertTemp(temp_level,0)
lcd_string("Temperature=" +str(temp),LCD_LINE_2)
time.sleep(10)
```

VI. SIMULATION RESULTS

The simulation demonstrates a Child safety and monitoring system designed to measure and display vital parameters such

as heart rate and body temperature. The setup integrates key components like a heartbeat sensor, a temperature sensor, an ADC (Analog-to-Digital Converter) module, and an LCD screen for real-time data display. The sensors collect raw analog signals, which are then converted into digital signals for further processing. This system can be an essential part of IoT-based healthcare solutions, offering continuous and automated monitoring.

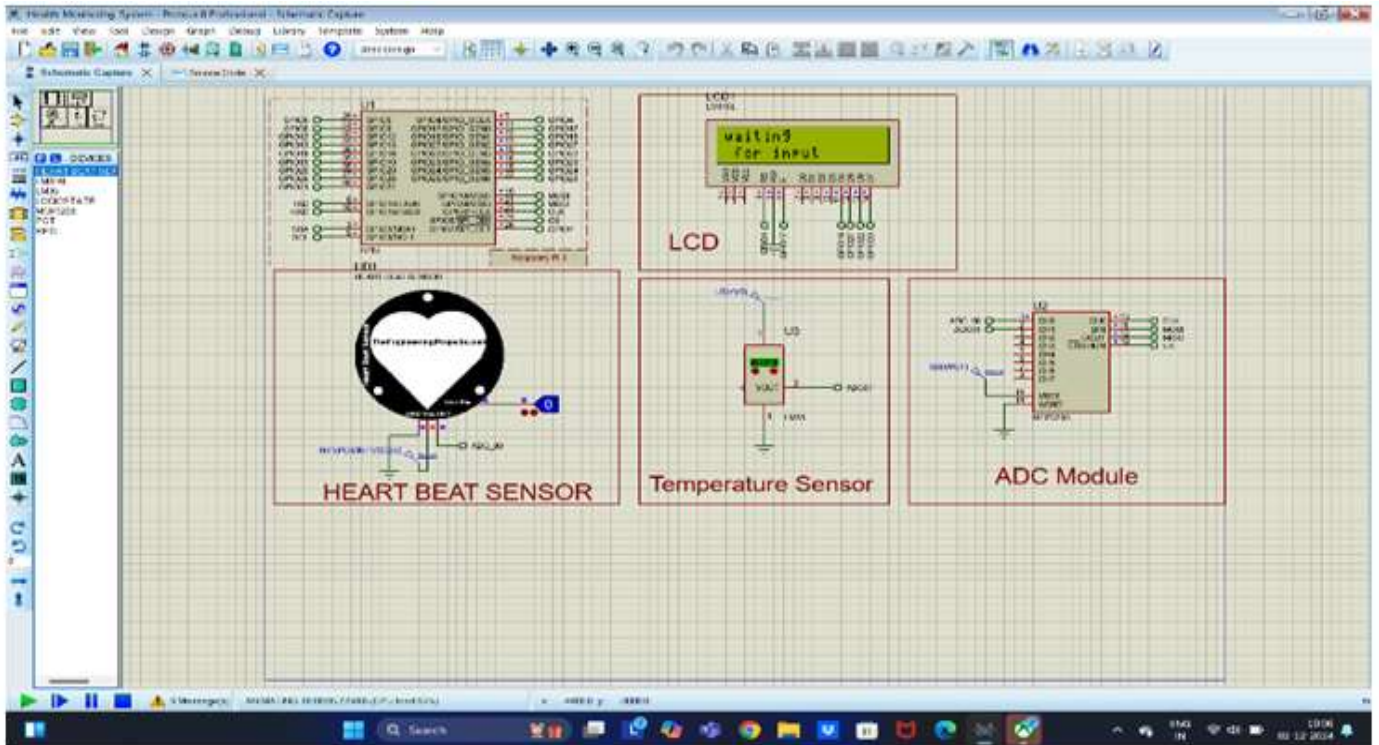


Fig 1: Simulation During OFF state

The heartbeat sensor detects the user's pulse through photoplethysmography (PPG), which measures changes in blood volume within the skin. When a finger is placed on the sensor, an LED emits light, and a photodetector measures the variations in light intensity caused by blood flow. The resulting signal is conditioned and processed to determine the heart rate in beats per minute (BPM). This data is then sent to the microcontroller for visualization. The temperature sensor monitors the body temperature and outputs an analog voltage proportional to the temperature.

The heartbeat sensor detects the user's pulse through photoplethysmography (PPG), which measures changes in blood volume within the skin. When a finger is placed on the sensor, an LED emits light, and a photodetector measures the in light intensity caused by blood flow. The resulting signal is conditioned and processed to determine the heart rate in beats per minute (BPM). This data is then sent to the microcontroller for visualization.

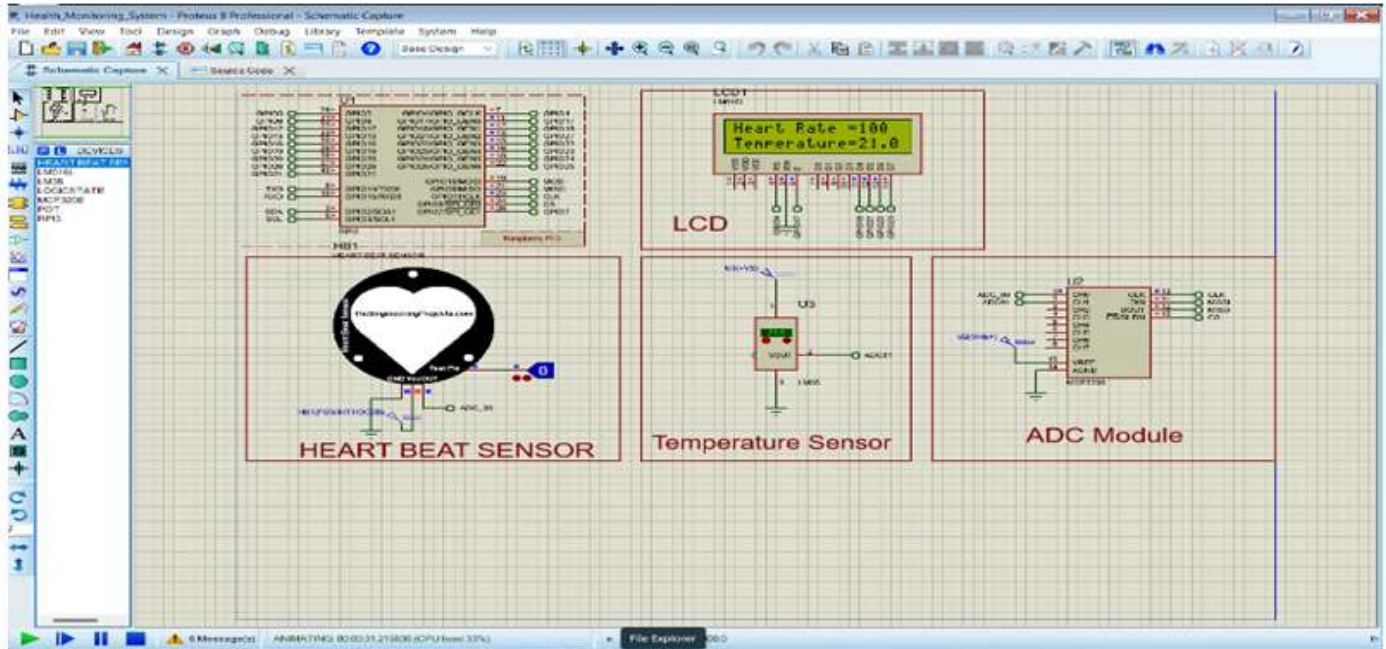


Fig 2: Simulation During ON state

The temperature sensor monitors the body temperature and outputs an analog voltage proportional to the temperature. This signal is fed into the ADC module, which converts it into a digital value interpretable by the microcontroller. The system ensures accurate temperature readings, which are crucial in healthcare applications. The use of an ADC is vital for bridging the gap between the analog sensor output and the digital microcontroller input. Finally, the LCD serves as the interface, displaying the processed heart rate and temperature readings in real time. The microcontroller drives the LCD and manages data processing, communication, and display. This simulation exemplifies how embedded systems can combine hardware and software to develop efficient and reliable healthcare devices. It also lays the foundation for IoT-based connectivity, enabling remote monitoring and real-time alerts for critical conditions.

VII. CONCLUSION

With the integration of Embedded and IoT systems for child safety and monitoring efficient solution is achieved to ensure the well-being of children. Simulation results confirm that the system can accurately track the child's location using GPS, with real-time updates and capabilities to send alerts when the child leaves predefined safe zones. A self-alerting child monitoring system is developed to aid parents in monitoring and tracking their children in real-time. Smart gadgets are one of the most invited devices that are voluntarily used by young children. Several initiatives are taken a step ahead to save children and ensure parents/ guardians that their child is safer. The proposed project is designed to monitor children's current location and health conditions such as heart rate, blood oxygen

level, temperature level, and humidity level, and alert parents if any abnormality, Tracking is detected using the Embedded controller. This simulation was obtained by proteus software. Child safety and monitoring system leveraging embedded systems and IoT, with a focus on hardware implementation and simulation using a Raspberry Pi. We successfully demonstrated the feasibility of integrating key components like GPS modules, environmental sensors, and communication interfaces to create a functional prototype. The Raspberry Pi served as a versatile platform for both simulating the central server functionality and, potentially, acting as the core of a localized monitoring system. We successfully interfaced the GPS module to acquire location data, the DHT11 sensor to monitor temperature and humidity, and explored options for communication modules like Wi-Fi.

Further, this project can be enhanced using Artificial Intelligence, Machine Learning, Techniques enables predictive systems that can proactively identify High risks and preventive measures. Enhanced connectivity through technologies like 5G will improve the reliability and coverage of these systems. Furthermore, innovations in wearable devices miniaturization makes the technology more discreet and child-friendly. As security and privacy concerns are addressed, embedded IoT solutions will play a crucial role in creating safer environments for children worldwide.

REFERENCES

- [1]. Vidhya Prasanth et al., "Analysis of Child Safety Monitoring System using the SPSS Method," *International Journal of Child Safety and IoT*, vol. 3, no. 1, pp. 45-52, March 2024.



- [2]. Khawja Imran Masud et al., "Developing an IoT-based Child Safety and Monitoring System: An Efficient Approach," *International Journal of IoT Applications*, vol. 12, no. 2, pp. 134-141, January 2024.
- [3]. M. Safa et al., "Enhanced IoT-Based Child Missing Alert System Using RSSI," *International Journal of Embedded Systems*, vol. 18, no. 5, pp. 290-298, 2023.
- [4]. S. Upendra, "A Smart Approach to Child Safety in the Digital Age," *International Journal of Safety Engineering*, vol. 5, no. 5, pp. 78-86, May 2024.
- [5]. Harshith T. N., "A Review on Child Safety Monitoring System Based on IoT," *International Journal of IoT and Smart Systems*, vol. 10, no. 3, pp. 122-130, 2023.
- [6]. Jyothi Swaroop T. et al., "Girl Child Security System Based on IoT Technology with GPS Tracker Comparing with Fuzzy Classifier-Based Safety Device," *International Journal of Advanced Security Systems*, vol. 7, no. 2, pp. 56-65, 2022.
- [7]. Simran Kaur Gill et al., "Child Safety Monitoring RSSI," *International Journal of Wireless Networks and Security*, vol. 9, no. 4, pp. 188-196, 2021.
- [8]. E. Prabhakar et al., "Intelligent Child Safety System Using Machine Learning in IoT Devices," *International Journal of Artificial Intelligence and IoT*, vol. 6, no. 1, pp. 23-31, 2020.
- [9]. Rajesh Kumar et al., "Advanced IoT-Based Child Protection System," *International Journal of Smart Technologies*, vol. 8, no. 6, pp. 145-153, 2019.
- [10]. J. P. Singh, S. Ghosh, "Design of a Real-Time Child Safety Monitoring System using IoT," *IEEE Internet of Things Journal*, vol. 6, no. 1, pp. 1256-1264, 2022.
- [11]. H. W. Ma, X. Y. Wu, "Monitoring Systems for Child Safety Using Wireless Sensor Networks and IoT," *International Journal of Computer Science and Information Security*, vol. 14, no. 8, pp. 34-39, 2022.
- [12]. B. K. Das, T. P. S. Ghosh, "Child Health and Location Monitoring System using IoT," *International Journal of Advanced Computer Science and Applications*, vol. 8, no. 9, pp. 42-46, 2023.
- [13]. S. K. Mekni, "Design and Implementation of an IoT-Based Kids Tracking System," *International Journal of Embedded and Real-Time Systems*, vol. 5, no. 7, pp. 219-227, 2022.
- [14]. I. Seth, S. N. Panda, and K. Guleria, "IoT-Based Smart Applications and Recent Research Trends," in *Proceedings of the 6th International Conference on Signal Processing, Computing, and Control (ISPCC)*, IEEE, pp. 407-412, 2021.

IJEAST

INTERNATIONAL JOURNAL
OF ENGINEERING APPLIED SCIENCE
AND TECHNOLOGY

ABOUT IJEAST

International Journal of Engineering Applied Science and Technology (IJEAST) is a peer-reviewed, open access journal that publishes high-quality research papers in the field of Engineering, Applied Science and Technology.

IJEAST aims to provide a platform for researchers, academicians, and professionals to share their innovative ideas, research findings, and practical experiences with the global scientific community.

FOCUS AREAS

- Engineering
- Applied Science
- Technology
- Innovation & Development
- Interdisciplinary Studies



PEER REVIEWED

All submissions are rigorously peer reviewed to ensure quality.



OPEN ACCESS

Free and unrestricted access to research for all.



GLOBAL REACH

Connecting researchers and professionals worldwide.



TIMELY PUBLICATION

We ensure a swift and efficient publication process.



For more information, visit our website
www.ijeast.com



INTERNATIONAL JOURNAL
OF ENGINEERING APPLIED SCIENCE
AND TECHNOLOGY

✉ editor@ijeast.com

🌐 www.ijeast.com

📍 India



2455-2143