



IJEAST

INTERNATIONAL JOURNAL
OF ENGINEERING APPLIED SCIENCE
AND TECHNOLOGY



VOLUME : 5 ISSUE : 3 Print / Issue Publication Date: 15-Sep-2020



ISSN : 2455-2143



DOI : 10.33564/IJEAST.2020.v05i03.083

Indexed In



WWW.IJEAST.COM

editor@ijeast.com

DESIGN OPTIMIZATION OF CIRCULAR ANTENNA ARRAY WITH ALGORITHM MFO

Sidharath Rana
Student, Dept.of ECE,
Ludhiana College of Engineering & Technology Katani Kalan,
Ludhiana, Punjab, India

Abstract— In this paper MFO algorithm is used to minimize losses so that signal reaches to its destination easy and process it better. MFO algorithm is like a insects, which moves in one way by maintain a single route with moon so that travel distance will be much longer. Due to this output will be minimum and response will be much better. However, it will solve the equations which will be beneficial for upcoming technology and produce the better results.

Keywords— Optimization, MFO Algorithm, and Nature inspired computing

I. INTRODUCTION

Optimization is a method to finding an alternative with the most cost effective or highest achievable performance under the given constraints, by maximize desired factors and minimizing undesired ones. In comparison, maximization means trying to attain the highest or maximum result or outcome without regard to cost or expense. Practice of optimization is restricted by the lack of full information, and the lack of time to evaluate what information is available (see bounded reality for details). In computer simulation (modeling) of business problems, optimization is achieved usually by using linear programming techniques of operations research.

II. FLOW CHART

- Function = (@) Function has value
- Feature = Numbers has size
- Repetition of process = In maximum number
- Number = Numbers has values i.e. agents.
- Less edge = Bound Of Variable has lower limit

- High edge = Bound Of Variable has upper limit.
- When values combine with each other then iteration will be developed.
- Two number must define, less and high edge.

III. MOTH FLAME OPTIMIZER

Moth flame algorithm is a very effective way to reduce the values of equations in an easy form, due to which it helps in finding the better way of results as compared to other algorithms.

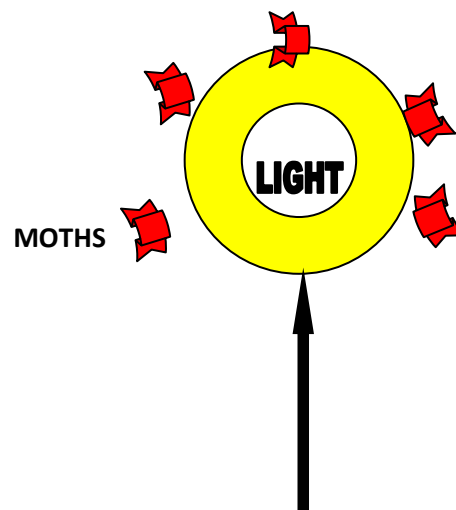


Fig .1 Moth Flame Optimization

Due to advancement in technology many new algorithms are available but MFO is newly technique. Like, the insects follow the light and travel with it, same as in this algorithm it follows the signal of antenna and travel in straight line. MFO algorithm



also compared with some other algorithms like (PSO) particle swarm optimization, (GWO) grey wolf optimization, and (GN) genetic algorithm. MFO provide very effective performance during transmission of signals. It is also a population based algorithm.

IV. GEOMATERY

Pattern of radiation can be followed by array factor, which is given as follows:

$$AF(\theta, \phi) = \sum_{n=1}^N \ln \exp(j[ka \sin(\theta) \cos(\phi - \phi_n) + an])$$

Where

$$ka = \frac{2\pi}{\lambda} a = \sum_{i=1}^N di$$

$$\phi_n = \frac{2\pi \sum_{i=1}^N di}{ka}$$

$$-k a \sin(\theta) \cos(\phi - \phi_n)$$

In equations, \ln and A tells the amplitude and phase of the n th element. Also, A_n represents the arc separation (in terms of wavelength) between element n and element $n-1$ (d_1 being the arc distance between the first ($n/4 + 1$) and last ($n/4 + N$) elements), ϕ_n is the angular position of the n th element in the x - y plane, ϕ is the azimuth angle measured from the positive x -axis.

V. FITNESS FUNCTION

To solve complex equations we need fitness value, so that by using them we reach through outcome. Here is the fitness function from where variables will solve.

$$Fitness = 10 \log \{(W1F1 + W2F2) / |AF_{max}|\}^2$$

$$F1 = \{ |AF(\phi_{nu1})|^2 + |AF(\phi_{nu2})|^2 \}$$

$$F2 = \max \{ |AF(\phi_{ms1})|^2, |AF(\phi_{ms2})|^2 \}$$

Array factor is minimized by two major angles i.e. ν_1 & ν_2 . It also tells the side lobe level in which the values will be less and their performance will be better. Function $F2$ will decrease the values to its minimum level so it will be easier to find the results. $W1$ & $W2$ are weight factors. Current amplitude being search by solving problem of optimization.

VI. GRAPH & RESULTS OF VARIABLES

1. Graph of 10 Variables

Gain

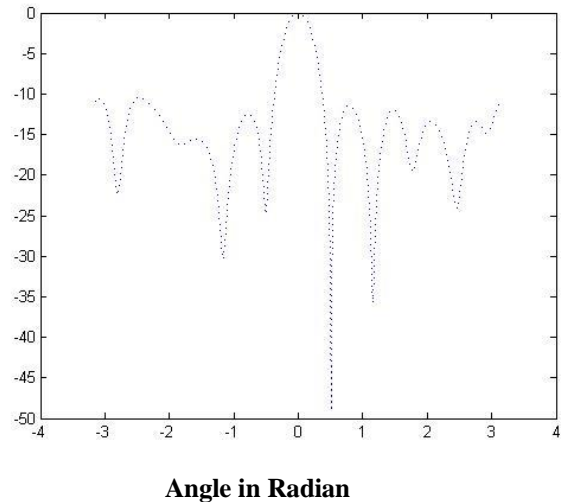


Fig. 2. Graph of 10 Variable

2. Result of 10 Variables

10 VARIABLE	
AMPLITUDE	SPACING
0.9777	0.9880
1.0000	0.3974
0.7335	0.7339
0.3922	0.3407
1.0000	0.3000
0.9964	0.9453
1.0000	0.5759
0.3754	0.9356
1.0000	0.3000
0.9310	0.7439



3. Graph of 12 Variables

Gain

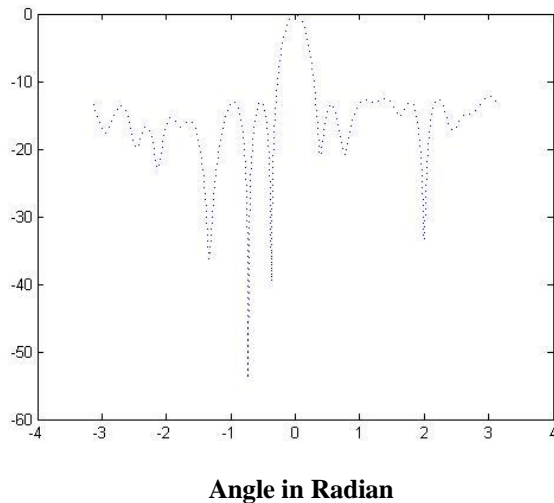


Fig. 3. Graph of 12 Variable

4. Result of 12 Variables

12 VARIABLE	
AMPLITUDE	SPACING
0.6641	1.0000
0.8097	0.3133
0.4173	0.4746
0.3803	0.8487
0.5559	0.6576
1.0000	0.9984
0.7446	0.7069
0.9071	0.8022
0.3685	0.8442
0.9161	0.6787
0.7036	0.6775
0.5669	0.4825

5. Result of Program

Gain

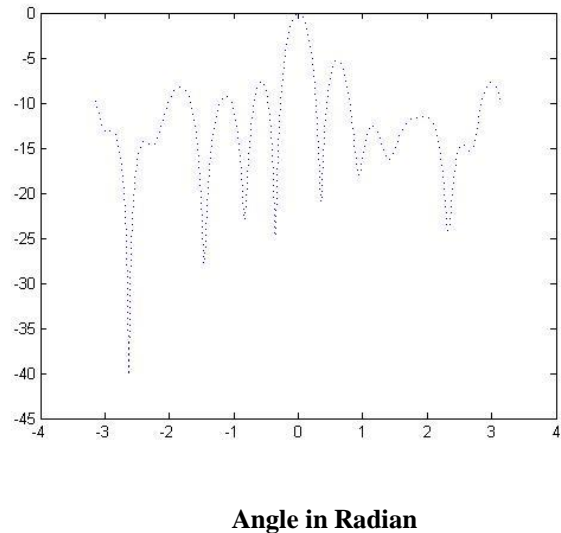


Fig. 4. Graph of Program

VII. CONCLUSION & FUTURE SCOPE

Conclusion:-

- By using new algorithm i.e. MOTTH FLAME OPTIMIZATION algorithm, with this new results are formed and side lobe level and beam width may reduce in circular antenna array. Due to this response will be better.

Future Scope:-

- In future it also helps to solve complex arrays like hexagonal and spherical where solution is difficult to solve.
- New hybrid algorithms can be developed and applied to arrays.

VIII. REFERENCES

- 1 N.Venkateswara and J.L.N.S.S. Mangatayaru, “ Optimization of SLL in Concentric Circular Antenna Array Using DE/BBO” , IJRTE, Vol. 8.
- 2 A.R. Sheik and K.S.R. Krishna, “ Synthesis of Circular Array Antenna for Side Lobe Level and



- Beam Steering Control Using Social Group Optimization Algorithm” , IJEAT, Vol. 8.
- 3 Z. Zhong, L. Xu, H. Zhang and P. Zhang, “ A Foldable Circular Polarized Micro strip Antenna Array for Satellite Communication” , International Symposium on Antennas Propagation and EM Theory (ISAPE), 2018, pp. 1-4.
 - 4 L. Zhang , C. Liu, and C. Ni, “ Low-RCS, Circular Polarization, and High-Gain Broadband Antenna Based on Mirror Polarization Conversion Meta surfaces” , Hindwai Publications, Vol. 19.
 - 5 M. Pralon et al . , “ Polarization optimization of compact antenna arrays for direction of arrival estimation” , IEEE Publications, pp. 485-488.
 - 6 G. Sun ,Y. Liu and H. Li An, “ Antenna Array Side lobe Level Reduction Approach through Invasive Weed Optimization” , Hindwai Publications, International Journal of Antennas and Propagation, , Vol. 18.
 - 7 A.A. Amaireh , A. S. Al-Zoubi and I. Dib, “ Sidelobe-Level for Circular Antenna Array via New Hybrid Optimization Algorithm Based on Antlion and Grasshopper Optimization Algorithms” , Progress In Electromagnetics Research, Vol. 93, pp. 49-63.
 - 8 V. S. S. S. Vedula, S. R. Paladuga and M. Prithvi, “ Synthesis of Circular Array Antenna for Side lobe Level and Aperture Size Control Using Flower Pollination Algorithm” , Hindwai Publications, Vol. 15, 2015.
 - 9 A. Amaireh1, S. Al-Zoubi and I. Dib, “ Side lobe-Level Suppression for Circular Antenna Array via New Hybrid Optimization Algorithm Based on Antlion and Grasshopper Optimization Algorithms” , Electromagnetic Research, Vol. 93, 49-63, 2019.
 - 10 N. Lakhlefa , H. Oudiraa and C.Dumondb, “ Printed Circular Antenna Array for Reduce SLL and High Directivity Using Cuckoo Search Algorithm” , Elsevier Publications, Vol. 158, 1103-1108, 2019.
 - 11 M. M. Ahmed and H. Khalil, “ Analysis of Linear Antenna Array for minimum Side Lobe Level, Half Power Beam width, and Nulls control using PSO” , Journal of Microwaves, Optoelectronics and Electromagnetic Applications, Vol. 16, 2017.
 - 12 Al. Zoubi, Dib and Nihad, “ Side lobe Level Suppression for Circular Antenna Array via New Hybrid Optimization Algorithm Based on Antlion and Grasshopper Optimization Algorithms” , In Electromagnetic Research, Vol. 93, 2019.
 - 13 H. Guo , G. Jing and Dong, “Position-only synthesis of uniformly excited elliptical antenna arrays with minimum element spacing constraint” , EURASIP Journal on Wireless Communications and Networking, Vol. 19, 2019.
 - 14 R. Bera , K. Kundu and N. N, “ Pathak Optimal Pattern Synthesis of Thinned and Non-Uniformly Excited Concentric Circular Array Antennas using Hybrid GSA-PSO Technique” , Radio Engeering Publications, Vol. 28, 2019.
 - 15 Y. Lu , C. Tao and L. Liu, “ Correlation Investigation for Uniform Circular Array Based on Measured Massive MIMO” ,International Journal of Pattern Recognition and Artificial Intelligence, Vol. 33, 2019.
 - 16 H. Guo , G. Jing and M.Dong, “ Position-only synthesis of uniformly excited elliptical antenna arrays with minimum element spacing constraint” , EURASIP Journal on Wireless Communications and Networking, Vol. 19, 2019.

IJEAST

INTERNATIONAL JOURNAL
OF ENGINEERING APPLIED SCIENCE
AND TECHNOLOGY

ABOUT IJEAST

International Journal of Engineering Applied Science and Technology (IJEAST) is a peer-reviewed, open access journal that publishes high-quality research papers in the field of Engineering, Applied Science and Technology.

IJEAST aims to provide a platform for researchers, academicians, and professionals to share their innovative ideas, research findings, and practical experiences with the global scientific community.

FOCUS AREAS

- Engineering
- Applied Science
- Technology
- Innovation & Development
- Interdisciplinary Studies



PEER REVIEWED

All submissions are rigorously peer reviewed to ensure quality.



OPEN ACCESS

Free and unrestricted access to research for all.



GLOBAL REACH

Connecting researchers and professionals worldwide.



TIMELY PUBLICATION

We ensure a swift and efficient publication process.



For more information, visit our website
www.ijeast.com



INTERNATIONAL JOURNAL
OF ENGINEERING APPLIED SCIENCE
AND TECHNOLOGY

✉ editor@ijeast.com

🌐 www.ijeast.com

📍 India



2455-2143