



IJEAST

INTERNATIONAL JOURNAL
OF ENGINEERING APPLIED SCIENCE
AND TECHNOLOGY



VOLUME : 5 ISSUE : 6 Print / Issue Publication Date: 21-Dec-2020



ISSN : 2455-2143



DOI : 10.33564/IJEAST.2020.v05i06.051

Indexed In



WWW.IJEAST.COM

editor@ijeast.com



STRUCTURAL ANALYSIS OF CYLINDRICAL SHAPED COMPOSITE AND TRADITIONAL NON COMPOSITE MATERIAL

Prof. M.M.Mirza

Department of Mechanical Design Engineering,
RIT, Islampur, Maharashtra, India

Rajat Rajaram Patil

Department of Mechanical Design Engineering,
RIT, Islampur, Maharashtra, India

Abstract— So far, structural analysis of square shaped composite material had carried out. There was untouched area of circular shaped composite material. We had carried out finite element analysis of circular shaped GFRP composite material and regular non composite (steel) material. finite element analysis results are compared with each other. We have checked feasibility of composite material over non composite material.

Keywords— Composite material, GFRP

I. INTRODUCTION

Composite material is nothing but combination of two or more material to achieve result as improved property material. modern era is adopting composite material products instead of traditional material. Properties such as high strength to weight ratio, ability to bring tailor made properties, good electrical and thermal properties make composite material ideal than traditional material. Composite materials are widely taking as substitute over other material because of their low weight, corrosion resistance, high fatigue strength property. Composite materials are classified as particulate composite, flake composite, fiber composite, laminated composite, filled composite. Here we are interested in laminated composites.

Input average characteristic analysis of material is essential and dominant part Such characteristic can be predicted on the basis of constituent arrangement. conventional isotropic material consist two elastic constant and two strength parameters.

Metal matrix composites are preferable over monolithic metals. Reason behind it is high strength and high modulus. High service temperature, insensitivity to moisture, higher electrical and thermal conductivity good wear resistant are essential properties of metal matrix component.

Laminated composite consist number of layers of any suitable thickness over each other. This layers are also called

as lamina. Fiber orientation and material property are impacting factors in laminated composite, Length, shape, orientation, material are important factors which contribute to mechanical performance. Long and continues fibers are preferable. Unidirectional fibers gives high stiffness and strength.

Composite material playing dominating role in current era. composite material reduces weight without sacrificing performance. Structural analysis of composite material play vital role before manufacturing. So this paper gives knowledge, why composite materials are preferable over traditional non composite material.

II. DESIGN

a) Dimensional design

The geometry of cylinder is shown in figure. It has been approximated by hemispherical ends of 160 mm radius. Length of the cylindrical portion is taken as 360 mm. The total length of the cylinder is taken as 680 mm. Its assumed that internal pressure load of 1.2 MPa has been applied.

b) Analytical calculations for cylindrical shaped component We have ,

$$P = 1.2 \text{ MPa} \quad D = 320 \text{ mm}$$

1) Cylindrical portion hoop stress (σ_h)

$$\begin{aligned} (\sigma_h) &= \frac{PD}{2t} \\ &= \frac{1.2 \times 320}{2 \times 2.5} \\ &= 76.8 \text{ Mpa} \end{aligned}$$

2) Longitudinal stress (σ_L)

$$\sigma_L = \frac{PD}{4t}$$

$$= \frac{1.2 \times 320}{4 \times 2.5}$$

$$= 38.4 \text{ Mpa}$$

3) Von mises stress (σ_v)

$$\sigma_v = \sqrt{(\sigma_h)(\sigma_h) + (\sigma_L)(\sigma_L) - (\sigma_h)(\sigma_L)}$$

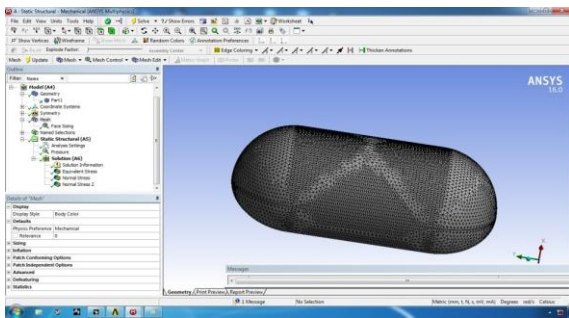
$$= \sqrt{(76.8)(76.8) + (38.4)(38.4) - (76.8)(38.4)}$$

$$= 66.5 \text{ Mpa}$$

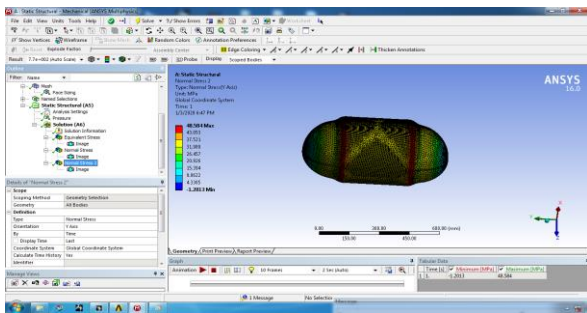
III. FINITE ELEMENT ANALYSIS

Ansys work for longitudinal stress is as shown in fig. The maximum stress is occurring at the mid plane at which cylinder is constrained along the longitudinal direction (x direction).

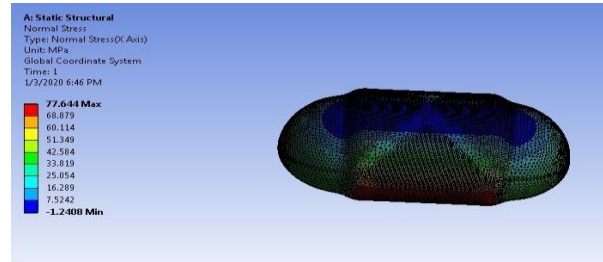
Properties of steel used ,
 Density of steel = 7.8 g/cm³
 Youngs modulus of steel = 207 Gpa
 Poisons ratio of steel = 0.35



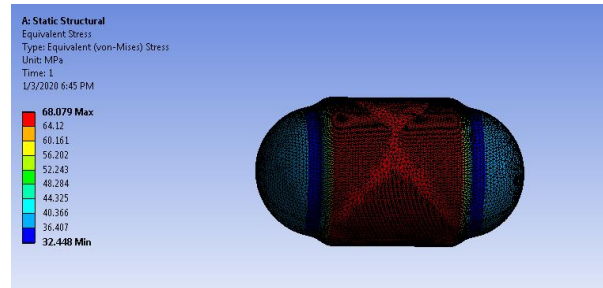
Case 1 : Cylindrical component made up of steel



Longitudinal stress for cylindrical shaped steel component



Hoop stress contour plot for steel cylinder



von-mises stress contour for steel cylinder

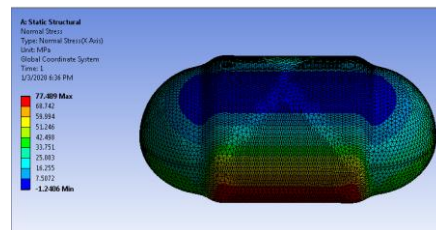
We got from Ansys work

- 1 Maximum longitudinal stress = 48.584 MPa
- 2 Maximum hoop stress = 77.664 MPa
- 3 Maximum von-mises stress = 68.079 MPa

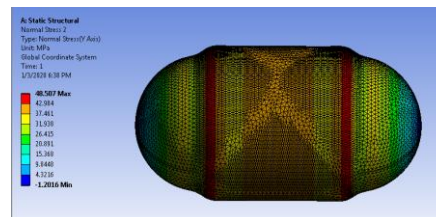
Case 2 : Cylindrical component made up of GFRP

The material properties are listed below.

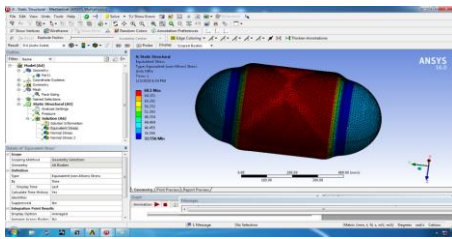
Elastic modulus = 26 GPa
 Poisons ratio = 0.28
 Density = 1.8 kg/mm³
 Yield strength = 125 MPa



Contour plot for GFRP cylinder longitudinal stress



Contour plot for GFRP cylinder hoop stress



Contour plot for GFRP cylinder vonmises stress
 We got following ansys results of GFRP material
 1 Maximum longitudinal stress = 48.507 MPa
 2 Maximum hoop stress = 77.489 MPa
 3 Maximum von-mises stress = 68.1 MPa

IV. RESULTS

After the finite element analysis we got FEA results for composite and non composite cylindrical shaped component. Results are tabulated below

Critetria	GFRP	STEEL
Max. vonmises stress in MPa	68.1	68.79
Max. hoop stress in MPa	77.489	77.664
Max. longitudinal stress in MPa	48.507	48.584

V. CONCLUSION

After watching FEA results we can conclude that composite materials are preferable than non composite material. Also weight of component can be reduced by using composite material over traditional material keeping stress value within limit.

VI. REFERENCE

[1] Quanjin m a., Rejab m r b, Nallapaneni Manoj Kumar, (2009) ,“Experimental assessment of the 3-axis filament windingmachine performance”,Published by Elsevier B.V.Results in Engineering 2 100017

[2] Kabir, M.Z (2000) , “Finite element analysis of composite pressure vessels with a load sharing metallic liner”. Composite Structures, 49, pp. 247-255,.

[3] Hocine A., Chapelle D., Boubakar M L, Benamar,(2007) ,”Experimental and analytical investigation of the cylindrical part of a metallic vessel reinforced by filament winding while submitted to internal pressure”,International Journal of Pressure Vessels and Piping 86 649–655.

[4] JingzhongXing,PeiGeng, (2015) ,“Stress and deformation of multiple winding angle hybrid filament-wound thick cylinder under axial loading and internal and external pressure”,Composite Structures 131 868–877.

[5] Stringer L.G. (1989) , “Optimization of the wet lay-up/vacuum bag process for the fabrication of carbon fiber epoxy composites with high fiber fraction and low void content”, composites. Volume 20. Number 5. pp 441-451,1989

[6] Vlot A, Gunnink JW (2001) , editors. Fiber metal laminates – an introduction. Dordrecht: Kluwer Academic; .

[7] Alderliesten RC, Homan JJ(2006) . Fatigue and damage tolerance issues of glare in aircraft structures. Int. J. Fatigue. ;28:1116–1123

[8] Botelho EC, Silva RA, Pardini LC, Rezende MC (2001) . A review on the development and properties of continuous fiber/epoxy/aluminium hybrid composites for aircraft structures. Mater. Res. ;9:247–256.

[9] Borgonje B, Ypma MS (2001) . Long term behaviour of glare. Appl. Compos. Mater. ;10: 243–255.

[10] Anilkumar H.C (2006) “Mechanical properties of fly ash reinforced aluminum alloy (Al6061) composites”, international journal of mechanical and materials engineering 6,2011,41-45

[11] Dora siva Prasad (2011) , “ mechanical properties of reinforced aluminum alloy (Al6061) composites”, international journal of mechanical and materials engineering 6,,41-45

[12] Rajendra .S .K, Ramesha .C .M (2013) , “A Survey of Al7075 Aluminium Metal Matrix Composites”, International Journal of Science and Research” .

IJEAST

INTERNATIONAL JOURNAL
OF ENGINEERING APPLIED SCIENCE
AND TECHNOLOGY

ABOUT IJEAST

International Journal of Engineering Applied Science and Technology (IJEAST) is a peer-reviewed, open access journal that publishes high-quality research papers in the field of Engineering, Applied Science and Technology.

IJEAST aims to provide a platform for researchers, academicians, and professionals to share their innovative ideas, research findings, and practical experiences with the global scientific community.

FOCUS AREAS

- Engineering
- Applied Science
- Technology
- Innovation & Development
- Interdisciplinary Studies



PEER REVIEWED

All submissions are rigorously peer reviewed to ensure quality.



OPEN ACCESS

Free and unrestricted access to research for all.



GLOBAL REACH

Connecting researchers and professionals worldwide.



TIMELY PUBLICATION

We ensure a swift and efficient publication process.



For more information, visit our website

www.ijeast.com



INTERNATIONAL JOURNAL
OF ENGINEERING APPLIED SCIENCE
AND TECHNOLOGY

✉ editor@ijeast.com

🌐 www.ijeast.com

📍 India



2455-2143