



IJEAST

INTERNATIONAL JOURNAL
OF ENGINEERING APPLIED SCIENCE
AND TECHNOLOGY



VOLUME : 6 ISSUE : 5 Print / Issue Publication Date: 04-Dec-2021



ISSN : 2455-2143



DOI : 10.33564/IJEAST.2021.v06i05.039

Indexed In



WWW.IJEAST.COM

editor@ijeast.com



FEA ANALYSIS OF CONNECTING ROD PROVIDED

Mehul V. Patil
Department of Mechatronics
Terna engineering college, Mumbai, India

Abstract - Automobile engineering format has currently fussed majorly on the strain analysis and optimization of a connecting rod with eager emphasis on the crucial parameters including deformation, strain, fatigue and strain, element safety, existence values amongst others. The connecting rod is a primary hyperlink internal of a combustion engine. It connects the piston to the crankshaft and is liable for transferring power from the piston to the crankshafet and sending it to the transmission.

The general overall performance of a connecting rod in a car engine is stimulated with the resource of its layout and weight. therefore, for the production of a durable, inexpensive, and light-weight connecting rod, evaluation and optimization grow to be critical. Some articles offer an assessment of some crucial artwork carried out utilizing various researchers in designing, reading, and optimization of connecting rod of an engine the usage of finite detail evaluation in ANSYS workbench a complete comparison desk and graphs for the reviewed research articles had been provided. this article will amusingction as a stepping stone for each antique and new researcher in the area of car layout.

I. INTRODUCTION

The rod could be a major link inner a combustion engine. It connects the piston to the shaft and is in charge of shifting power from the piston to the crankshaft and causing it to the transmission. There square measure precise types of substances and producing techniques used inside the creation of connecting rods. The foremost commonplace kinds of Connecting rods square measure steel and metallic element.

The most commonplace styles of production ways square measure casting, forging, and fine-grained science. Connecting rods square measure wide applied in the type of engines which includes, in-line engines, V-engine, negative cylinder engines, radial engines, and hostile-piston engines.

The car engine rod is an Associate in Nursing immoderate-extent production, a vital issue. It connects the reciprocal piston to the rotating shaft, transmission the thrust of the piston to the shaft. Each vehicle that creates use of Associate in Nursing inner combustion engine needs a minimum of one rod relying upon the number of cylinders within the engine. Thanks to its great quantity production, it's

miles the simplest logical that improvement of the rod for its weight or volume can end in massive-scale economic savings. It may additionally reap the target of lowering the burden of the engine component, decreasing inertia masses, decreasing engine weight, and rising engine universal overall performance and gas economic system. Connecting rods for automobile programs square measure unremarkable factory-made via shaping from each shaped gold or fine-grained gold. They may furthermore be robust. However, castings need to have blown-holes which could be unfavorable from the strength and fatigue points of the reading.

The reality that forgings turn out blow-hole-unfastened and higher rods offers them a plus overcast rods. In many of the shaping ways, powder robust or drop a cast, every contrivance has its professionals and cons. Powder steel artificial blanks have the good thing about being close to net form, reducing cloth waste. However, the fee of the sample is high as a result of the excessive cloth worth and sophisticated

production ways. With metal shaping, the material is a smaller amount overpriced, and therefore the troublesome component production approach is rate powerful. Transfer the half to final dimensions below tight tolerance outcomes in excessive expenditure for machining, because the clean generally includes a lot of material.

The amount of the rod is of fantastic significance. Whereas the rod is brief compared to the crank radius, it possesses a bigger angular swing that finishes up in additional facet thrust on the piston. For immoderate-velocity motors, the length of the rod to crank radius is usually four or abundant less. At low speed, the magnitude relation varies from four to 5. The quantity one aim of this observes became to seek out weight and fee discount opportunities for producing solid metal connecting rods. This has entailed showing Associate in Nursing in-depth load assessment. Therefore, this study has treated topics, first, dynamic load and quasi-dynamic strain analysis of the rod. The masses working on the rod as a feature of your time had been received. The participants of the circle of relatives for getting the masses and accelerations for the rod at a given regular tempo of the shaft turned into to boot set. Quasi dynamic finite detail assessment finds yourself finished at varied crank angles.

The stress-time records for a few places end up to be obtained. The excellence between the static FEA, aqua

dynamic FEA seems to be studied. Based on the observations of the quasi-dynamic FEA, static FEA, and therefore the weight analysis effects, the load for the improvement observes became selected. The results are extensively used to work out the model of R-ratio, degree of stress multiaxial, and therefore the fatigue version to be used for reading the fatigue electricity. {the issue the problem} was optimized for weight and worth difficulty to fatigue life and space constraints and manufacturability. It's miles the notion of this encompasses an examine that the rod will be designed and optimized below a load vary comprising tensile load adore 360° crank attitude on

the foremost engine pace in concert excessive load, and compressive load kind of like the height force per unit area because the chance intense load. Moreover, the prevailing rod will be changed with a brand-new rod invented from C-70 steel that's 100 percent lighter and twenty-fifth abundant fewer thanks to the metal's fracture crackability. The fracture crackability performance permits the separation of the cap from the rod while not further machining of the union surfaces. However, identical performance is also anticipated in phrases of component strength.

II. MATERIAL CHOICE

Material choice plays a significant position in coming up with the rod that helps you to face up to the difficult US of loading. Once many studies, I discovered that materials used for producing connecting rods square measure either carbon steels or alloy steels. Commonly, steel is employed for the assembly of connecting rods Associate in Nursing in ultra-modern days metallic element alloys square measure locating their utility in connecting rods as a result of they'll be lighter than causes an everyday increase in engine overall performance. Alloy gold consists of nickel-chromium or chromium-molybdenum. Many researchers like:

Lela avatar vegi et al. [1] in assessment the fabric homes of connecting rods invented from robust gold and carbon gold. A constant quantity model of the rod has sculptured the usage of the CATIA V5 R19 computer code program and thereto version, analysis is accomplished through exploitation ANSYS thirteen.0 computer code application. Finite component analysis of rod is completed by exploitation pondering the materials, solid steel. He used current knowledge of connecting rods invented from carbon metal. I used gift statistics of connecting rods made of steel. As compared following consequences had been obtained. Stress for each of the materials is that the same. The issue of safety and stiffness for forged metal extended as compared to carbon gold.

- Moreover, no. of cycles for solid steel (8500×10^3) is quite the prevailing rod (6255×10^3).
- At the identical time as compared to each one in all the materials, stable steel is a smaller amount overpriced than the prevailing rod material.

Kuldeep B et al. [2] finished a finite component analysis of a rod made of composite named ALFA assault and as compared with the prevailing rod manufactured from Al360. The optimized rod was forty-three. 48% lighter than the up-to-date rod. He additionally determined out that the new optimized rod turned into 55.75% masses stiffer than the modern rod. Weight becomes additionally reduced by changing the material properties.

Sudarshan Kumar et al. [3] outlined modeling and analysis of Connecting rods. In his project carbon gold rod is replaced utilizing Associate in Nursing metallic element B inorganic compound rod. Metallic element B inorganic compound is decided to possess Associate in Nursing operative producing facility of protection that's nearer to the theoretical producing unit of safety, to extend the stiffness with the help of 48. 60%, and to cut back strain by exploitation 10.35%.

III. RESULT OF EVALUATION

1 FEA with dynamic loads: - (through Ishida et al.)

Sudarshan Kumar et al. [3] delineated modeling and assessment of rods. In his assignment, the carbon gold rod is replaced by the manner of Associate in Nursing metallic element B inorganic compound rod. Metallic element B inorganic compound is decided to possess an operating producing facility of safety is toward theoretical producing unit of safety, to extend the stiffness with the resource of 48.38 and to reduce stress with the help of the usage of ten.35%.

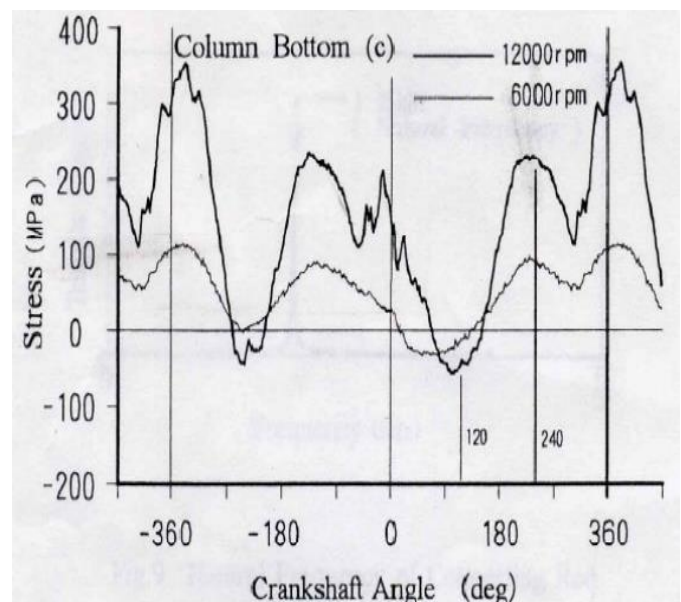


Fig: - Stresses at the bottom of the connecting rod column (Ishida et al., 1995)

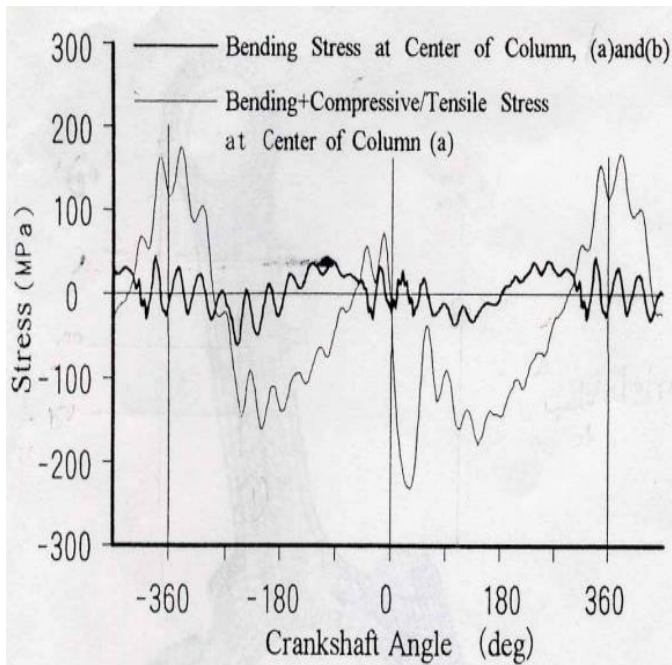


Fig: - Stresses at the center of the connecting rod column (Ishida et al., 1995)

2 Tension loading: -

In anxiety, the connecting rod studies cosine distribution over one hundred eighty of the touch areas. The stress is appearing at the contact surface region of the connecting rod.

The ordinary strain (p_0) become calculated from the subsequent equations:

$$P = P_0 \cos \theta \quad P_0 = (2Pt) / (rt\pi)$$

wherein,

θ = Crank attitude, 0 diploma for top dead middle role

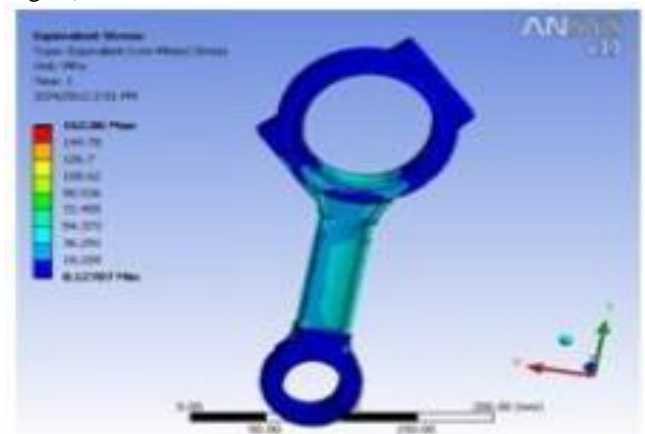
r = Radius of crank or pin cease

t = Thickness of the connecting rod on the loading surface

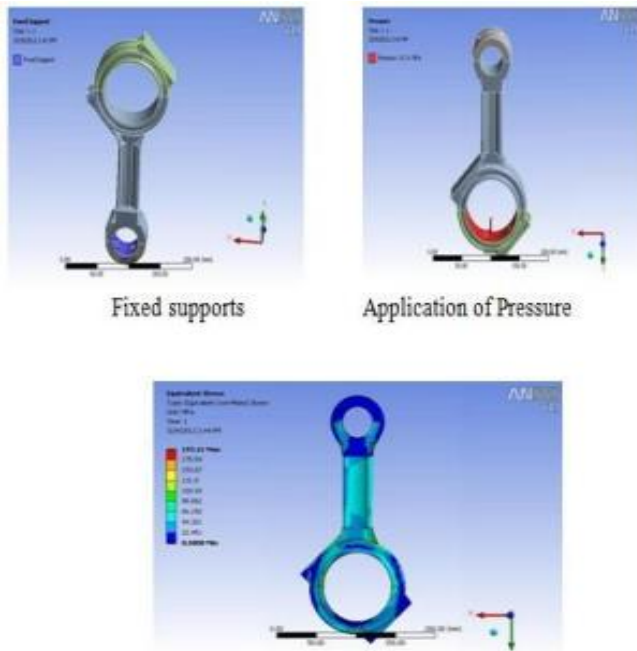
Pt = pressure significance in anxiety.

| Parameter | Crank end loading | | Pin end loading | |
|-------------------------|---------------------------|-----------------------------|--------------------------|---------------------------|
| | Tension | Compression | Tension | Compression |
| Load magnitude | 26000N | 26000N | 26000N | 26000N |
| Load Distribution | Cosine Distribution n1800 | Uniform Distribution n 1200 | Cosine Distribution 1800 | Uniform Distribution 1200 |
| Pressure Function | $P_0=2Pt/Rct \pi$ | $P_0=Pc/Rct \sqrt{3}$ | $P_0=2Pt/Rpt\pi$ | $P_0=Pc/Rpt \sqrt{3}$ |
| Pressure On the Surface | 10.11MPa | 20.67MPa | 22.24MPa | 20.17MPa |

3 Compression loading: - (By Prof. N.P. Doshi, Prof. N.K. Ingole)



4 A Tension loading at Big End (Crank end): - (By Prof. N.P. Doshi, Prof.N.K. Ingole)



IV. EXPERIMENTAL EVALUATION

The strain brought on in the rod can also be set by experimentation. Through experimental analysis is time-ingesting and splendid but still a lot of reliable. You can possess a glance at that however the item goes to act on applying the loading circumstance. Computer code facts are also verified with the assist of experimental analysis. Therefore, several researchers do experimental analysis wherever they are capable of examining the numerical analysis with experimental analysis. Experimental analysis of the rod is finished in UTM (generic attempting device).

Webster et al. [11] performed a three-D finite component analysis (FEA) of a high-pace diesel rod. Right here they've used most compressive load that becomes measured by experimentation and a most tensile load that is the inertia load of piston meeting mass of their analysis. Load distributions on the piston pin stop and crank stop are to boot determined by experimentation.

Priyank D. Toliya et al. [10] achieved a metallic element analysis and experimental analysis of the FM-70 rod. Special parameters like von omit stress, overall deformation, and elastic traces are calculated. From the results, it was terminated that most strain is at pin quit, crankcase, and shank space. Primarily based entirely on experiments it became ascertained that failure of rod became as a result of cleft boom mechanism that came as a result of higher pressure mixed with the body in initiation and growth of cleft attended exploitation harmful failure. Experimental results were nearer to the

analysis result. He additionally compared the outcomes of experimental and Ansys analysis. The results received for fatigue lifestyles of 3 specimens square measure three.124 x, 2.984 x 3.096 x severally, during which Ansys computer code result was three.0817 x. thus here Ansys analysis is kind of identical to experimental analysis.

V. DISCUSSION

Once many studies and appearance at it, I got the conclusion because the rod could be a basic component of the IC engine, that plays the elemental feature of changing linear movement of the piston into motility of the shaft. The most objective of this assessment is to look at varied stresses showing on connecting at some stage in its operation. From the dialogue its miles seen that most pressure is generated at the massive and little quit of the rod. It's additionally visible from the experiments that cloth is also aloof from minimum confusing elements, and it's going to be brought whereby the strain is most. The paper to boot shows that improvement of rods will decrease the burden additionally to the worth of the connecting rod. During a shell, FEA is one of all the good tools for shrewd the strain in connecting rods. Different materials square measure tested for GHB stiffness, most pressure, and far less weight the usage of finite detail analysis.

Fatigue energy is that the most Brobdingnagian issue (design riding thing) within the improvement of the rod. If the rod is optimized below a load vary comprising the dynamic load at 360° crank perspective at the most engine pace and therefore the most fuel load. Then this rod glad all the constraints outlined and became found to be nice at totally different crank angles additionally.

As for piston pin, by the manner of exploitation different facture crackable materials like micro-alloyed steels having higher yield power and endurance restriction, the load at the piston pin finish and therefore the housing will be equally diminished. Weight reduction inside the shank section is, however, restricted with the help of production constraints.

VI. CONCLUSION

As in keeping with some researchers, solid modeling of connecting rod was made in seasoned-E in line with production drawing specification and analysis under the impact of tensile and compressive masses in terms of pressure is finished in ANSYS Workbench. In gift paintings, analytical results examine with numerical results among all load situations the maximum price of equal pressure became observed to be 197.41 MPa when crank quit of the connecting rod is in tension. This strain is less than the yield energy of the material. It gives a component of the protection of 3.2. So, the prevailing design is over-safe however it's far considered for the best static load circumstance.

From analysis, its miles found that the minimum stresses among all loading conditions were observed at the crank end cap in addition to at the piston stop. So, the material may be decreased from the one's quantities, thereby lowering



fabric price. For similarly optimization of material dynamic evaluation of connecting rod is needed. After thinking about dynamic load conditions all over again finite element analysis will be performed. it will give extra accurate consequences than existing.

VII. REFERENCE

- [1] Afzal, A., 2004, "Fatigue behavior and existence prediction of cast metallic and PM Connecting Rods," grasp's Thesis, college of Toledo.
- [2] Athavale, S. and Sajanpawar, P. R., 1991, "research on a few Modelling elements inside the Finite detail analysis of Small gasoline Engine components," Small Engine technology convention court cases, Society of car Engineers of Japan, Tokyo, pp. 379-389.
- [3] Balasubramaniam, B., Svoboda, M., and Bauer, W., 1991, "Structural optimization of I.C. engines subjected to mechanical and thermal masses," computer techniques in implemented Mechanics and Engineering, Vol. 89, pp. 337-360.
- [4] Bhandari, V. B., 1994, "layout of device factors," Tata McGraw-Hill.
- [5] Clark, J. P., discipline III, F. R., and Nallicheri, N. V., 1989, "Engine kingdom-of-a competitive assessment of metal, cost estimates and performance analysis," studies report BR 89-1, automotive programs Committee, American Iron and Steel Institute.
- [6] El-Sayed, M. E. M., and Lund, E. H., 1990, "Structural optimization with fatigue life constraints," Engineering Fracture Mechanics, Vol. 37, No. 6, pp. 1149-1156.
- [7] Folgar, F., Wldrig, J. E., and Hunt, J. W., 1987, "layout, Fabrication, and performance of Fiber FP/steel Matrix Composite Connecting Rods," SAE Technical Paper collection 1987, Paper No. 870406.

IJEAST

INTERNATIONAL JOURNAL
OF ENGINEERING APPLIED SCIENCE
AND TECHNOLOGY

ABOUT IJEAST

International Journal of Engineering Applied Science and Technology (IJEAST) is a peer-reviewed, open access journal that publishes high-quality research papers in the field of Engineering, Applied Science and Technology.

IJEAST aims to provide a platform for researchers, academicians, and professionals to share their innovative ideas, research findings, and practical experiences with the global scientific community.

FOCUS AREAS

- Engineering
- Applied Science
- Technology
- Innovation & Development
- Interdisciplinary Studies



PEER REVIEWED

All submissions are rigorously peer reviewed to ensure quality.



OPEN ACCESS

Free and unrestricted access to research for all.



GLOBAL REACH

Connecting researchers and professionals worldwide.



TIMELY PUBLICATION

We ensure a swift and efficient publication process.



For more information, visit our website

www.ijeast.com



INTERNATIONAL JOURNAL
OF ENGINEERING APPLIED SCIENCE
AND TECHNOLOGY

✉ editor@ijeast.com

🌐 www.ijeast.com

📍 India



2455-2143