



IJEAST

INTERNATIONAL JOURNAL
OF ENGINEERING APPLIED SCIENCE
AND TECHNOLOGY



VOLUME : 1 ISSUE : 7 Print / Issue Publication Date: 09-Oct-2016



ISSN : 2455-2143



Indexed In



WWW.IJEAST.COM

editor@ijeast.com

PATCH ANTENNA IMPROVEMENT USING METAMATERIAL

Swati Gautam
ITM University
Gwalior, India

Anshul Agrawal
ITM University
Gwalior, India

Abstract – Author in this research manuscript improve the antenna by using metamaterial. Not only return loss but other parameters like directivity and efficiency were also improved after introducing metamaterial as a cover over the patch with the gap of substrate. Two octal split ring shaped were used as a new design to modify the antenna parameters, return loss was improved from -10dB to -28dB whereas the directivity has been improved from 5dBi to above 6dBi and efficiency is also increased.

Keywords – Negative Media, RMPA, return loss, multiband, directivity.

I. INTRODUCTION

Metamaterials are artificial materials that allow the occurrence of simultaneously negative permeability and permittivity, hence sometimes called double negative (DNG) [1]. The effect of metamaterials in wireless communications has already been investigated in several publications. The effect on the power radiated by an electrically small antenna placed in a DNG shell has been analyzed in [2], and using metamaterials in power dividers has been investigated in [3]. Microstrip antennas are versatile, conformal, and light weight antennas that have served a lot of applications in the field of wireless communication. Regardless of their low power handling capacity and the narrow bandwidth, microstrip antennas are used in a large number of applications. Several methods of analysis have been used in the past to analyze different geometries of microstrip antennas for a variety of applications.

Aycan Erentok published a model of an idealized radiating system composed of an electrically small electric dipole antenna enclosed in an electrically small multilayered metamaterial shell system is developed analytically [4]. Lucio Vegni proposed design of innovative microwave components based on metamaterials, such as patch and leaky wave radiators, absorbers, and directional couplers [5]. Cheng Jung Lee presented two examples of compact quad band antennas which are designed based on MTM technology [6]. These multi-band antennas not only occupy smaller volume than conventional antennas such as monopole and PIFA, but also provide equal or better performances. Cheng Chi Yu carried out a compact antenna with metamaterial for WiMAX [8]. The

use of metamaterial has reduced the size of antenna remarkably. The bandwidth of the antenna sufficiently covers 3.45-3.75 GHz WiMAX bands. Prathaban Mookiah proposed rectangular patch antenna array for MIMO communications was simulated on a magnetic permeability enhanced metamaterial [7]. The analysis was performed with respect to performance metrics such as degree of mutual coupling for different element spacing, achievable channel capacity, bandwidth and efficiency. Along with them numerous research paper were published on patch antenna and metamaterial, in this paper a new metamaterial design is proposed to enhance the parameters of patch.

II. METHODOLOGY

Design process was carried out with the starting of calculating parameters of patch and then designing and simulation and analyzing its parameters. After analyzing its parameters the designed patch and its simulated results are presented in following figures. Patch dimensions are, Patch length= 33.3078mm, patch width= 42.8577mm, feed length= 31.428mm.

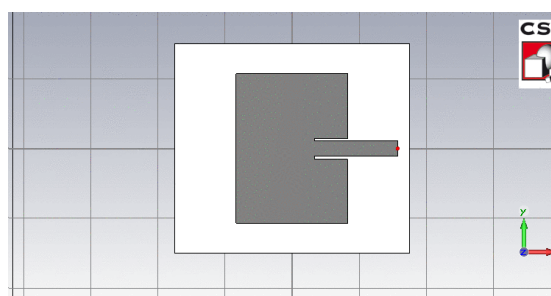


Fig. 1. Patch antenna at 2.15 GHz.

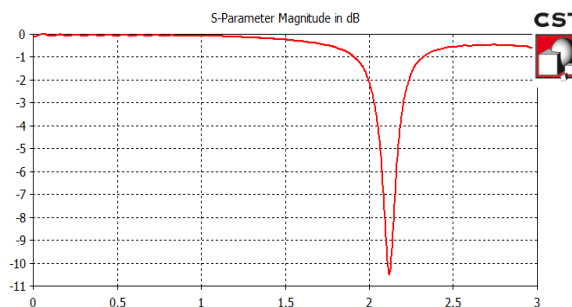


Fig. 2. Simulated result of patch antenna.

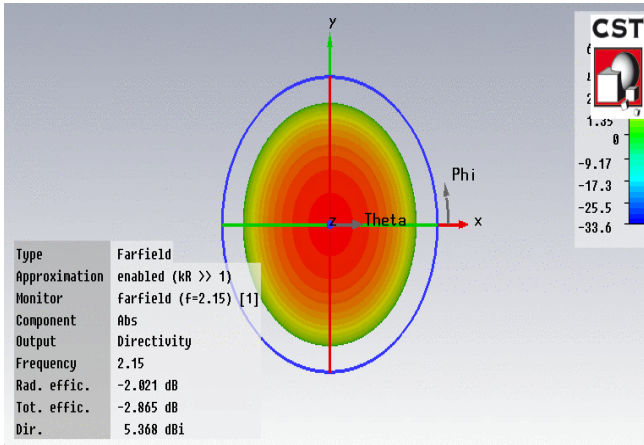


Fig. 3. Simulation result shows directivity, efficiency and radiation pattern.

After antenna simulation metamaterial concept was introduced and after the substrate implication metamaterial cover was implemented, proposed design is shown in figure below and the simulated results after implementing this cover are also presented in subsequent figures. The outer radius of bigger octal shape is 15mm and inner radius is 12mm whereas the outer and inner radius of smaller octal shaped split ring are 5 and 3mm. Cut made in these rings are of 10mm and 3mm respectively for outer and inner rings.




Fig. 6. Proposed design of metamaterial

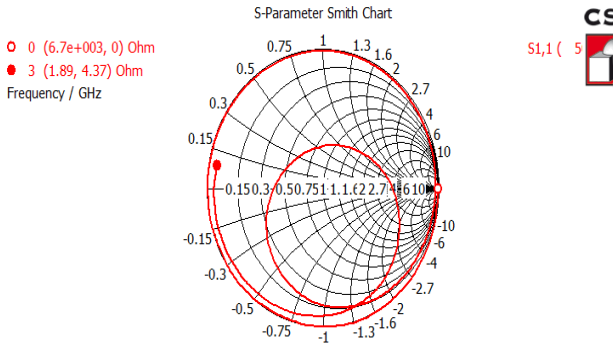


Fig. 4. Smith Chart of the proposed patch

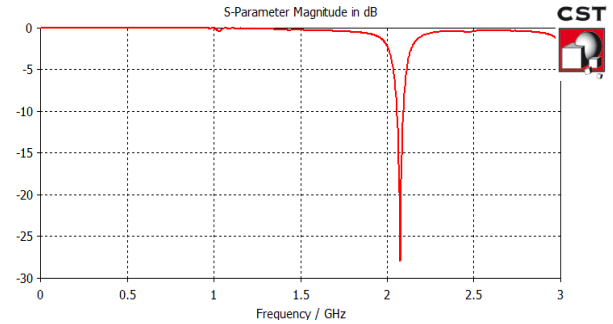


Fig. 7. Simulated result of patch after metamaterial implementation

After introduction of metamaterial the parameters of patch modified, return loss has been increased from -10.2dB to -28dB. Other simulated results are as follows.

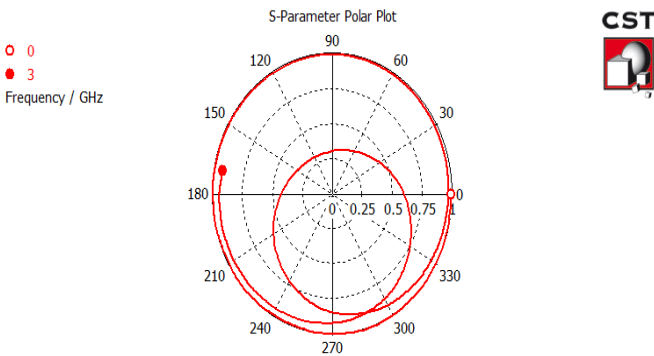


Fig. 5. Polar plot of simulated patch

Simulated results shows that the designed antenna at 2.15GHz is showing return loss of -10.2dB, directivity 5.368dBi and radiation efficiency of -2.02dB, which can be written as 62 in terms of percentage.

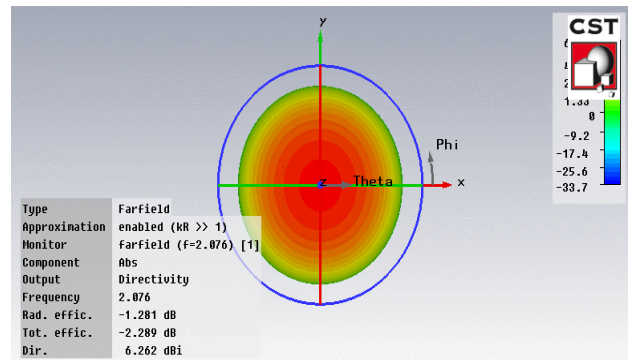


Fig. 8. Radiation pattern with directivity and efficiency

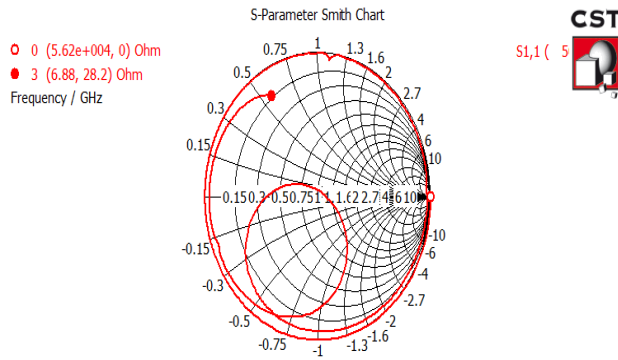


Fig. 9. Smith Chart.

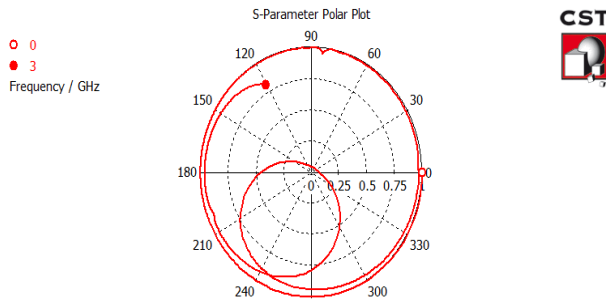


Fig. 9. Polar plot.

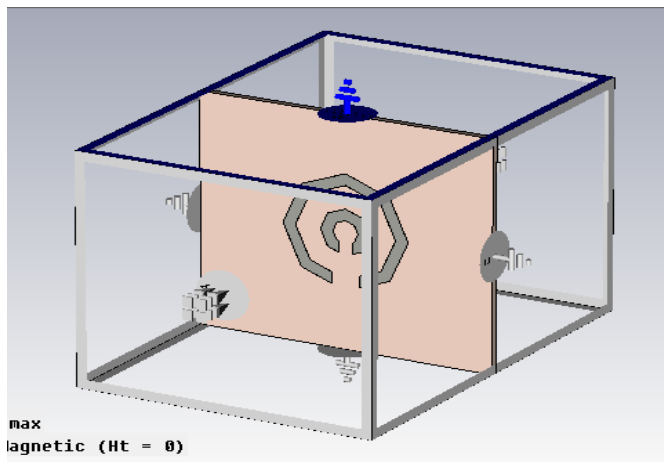


Fig. 10. Applied boundary condition for NRW approach

III. RESULT

After simulating and analyzing the modified parameters of the patch it was necessary to prove the design is a metamaterial, NRW approach was used. In NRW approach boundary

condition was applied on metamaterial structure and after that excitation was done and permittivity and permeability was calculated. Both permittivity and permeability was found negative hence it was proved that used design was metamaterial. Comparative chart is shown below in table 1.

TABLE I: COMPARISON CHART

S. no.	Parameters	Parameters of RMPA alone at 2.15 GHz	After metamaterial introduction At 2.076 GHz
1	Return loss	-10.5 Db	-29dB
2	Bandwidth	32 MHz	49 MHz
3	Directivity	5.368 dBi	6.262 dBi
4	Efficiency	62.79 %	74 %

After the comparison it has been observed that the proposed metamaterial structure modified the antenna as per the requirement.

IV. CONCLUSION

The antenna was proposed to work for the S band applications and so was the result showing. Antenna is operating on the frequency of 2.07GHz with high return loss better directivity and improved efficiency. The split ring resonators modified the patch as per the requirement for the wireless application of the S band. This proposed design could be useful when more directive antenna is required.

V. REFERENCES

- [1] C. Caloz and T. Itoh, Electromagnetic Metamaterials: Transmission line Theory and Microwave Applications. John Wiley & Sons, INC., 2006.
- [2] R. Ziolkowski and A. Kipple, "Application of double negative materials to increase the power radiated by electrically small antennas," Antennas and Propagation, IEEE Transactions on, vol. 51, no. 10, pp. 2626–2640, Oct. 2003.
- [3] G. Eleftheriades, M. Antoniadis, and F. Qureshi, "Some antenna applications of negative-refractive-index transmission-line (nri-tl) metamaterials," in Antennas and Propagation Society International Symposium 2006, IEEE, July 2006, pp. 402–405.
- [4] Ayca Erentok and Richard W. Ziolkowski, "A Hybrid Optimization Method to Analyze Metamaterial-Based Electrically Small Antennas," in IEEE Transactions on



- Antennas and Propagation, Vol. 55, No. 3, pp. 731-741, March 2007.
- [5] Lucio Vegni and Filiberto Bilotti, "Design of Innovative Metamaterial Microwave Components," in IEEE ICTON Proceedings, pp. 43-46, 2008.
- [6] Ajay Gummalla, Cheng-Jung Lee, Maha Achour, "Compact Metamaterial Quad-Band Antenna For Mobile Application," in IEEE Proceedings, 2008.
- [7] Prathaban Mookiah and Kapil R. Dandekar, "Performance Analysis of Metamaterial Substrate Based MIMO Antenna Arrays," in IEEE "GLOBECOM" proceedings, pp. 1-4, 2008.
- [8] Cheng-Chi Yu, Meng-Hsiang Huang, Luen-Kang Lin, Yao-Tien Chang, "A Compact Antenna Based on Metamaterial for WiMAX," in IEEE Proceedings, 2008.
- [9] C. A. Balanis, "Microstrip Antenna" in *Antenna Theory and Design*, Vol 3, John Wiley & Sons, Inc., 1997, pp. 811-882.
- [10] D. M. Pozar, "Introduction to microwave system" in *Microwave Engineering*, 4th Edition. John Wiley & Sons 2004, pp. 658-99.
- [11] V. G. Veselago, "The electrodynamics of substances with simultaneously negative value ϵ and μ ", *Sov. Phys. Uspekekh*, Vol no. 10 (4), pp. 509-514, 1968.
- [12] J. B. Pendry, "Negative refraction makes a perfect lens", *Phys Rev Lett*, 85, pp. 3966-3969, 2000.
- [13] R. A. Shelby, D. R. Smith, S. Shultz, "Experimental Verification of a Negative Index of Refraction," *Science* Vol. 292, pp. 77-79, 2001.
- [14] N. Garcia and M. Nieto-Vesperinas, "Nieto-Vesperinas and Garcia Reply," *Physical Review Letters*, vol. 91, no. 9, p. 099702, 2003.
- [15] P. K. Singhal et al., "Design and Characterization of Compact Microstrip Patch Antenna Using "Split Ring" Shaped Metamaterial Structure" *IJECE*, Vol.2, No.5, pp. 655-662, 2012
- [16] R Bhadoriya et al, "Miniaturisation of WLAN feeder using media with a negative refractive index". *BIJIT*, Vol.5, No.1, 2013.
- [17] Ahmad A. Sulaiman et al., "Bandwidth Enhancement in patch antenna by metamaterial substrate", *European Journal of scientific research*, Vol. 44 No. 3, pp. 493-501, 2010.
- [18] Huda A. Mazid, Mohammad Kamal A. Rahim, Thelasa Masri, "Left-handed metamaterial design for microstrip antenna application", *IEEE International, RF and Microwave conference*, pp. 218-221, 2008.
- [19] H. A. Majid, M. K. A. Rahim and T. Marsi, "Microstrip Antenna gain enhancement using left-handed metamaterial structure", *progress in Electromagnetic Research M*. Vol.8, 235-247, 2009.
- [20] G. V. Eleftheriades, A. K. Iyer, and P. C. Kremer, "Planar Negative Refractive Index Media Using Periodically L-C Loaded Transmission Lines," in IEEE Transactions on Microwave Theory and Techniques, vol. 50, no. 12, pp. 2702-2712, 2002.
- [21] C. G. Parazzoli, R. B. Gregor, K. Li, B. E. C. Koltenbah, and M. Tanielian, "Experimental Verification and Simulation of Negative Index of Refraction using Snell's Law," *Physical Review Letters*, vol. 90, no. 10, p. 107401, 2003.
- [22] V. G. Veselago, "The electrodynamics of substances with simultaneously negative values of ϵ and μ ," *Soviet Phys.-Usp.*, vol. 10, no. 14, pp. 509-514, Jan.-Feb, 1968.

IJEAST

INTERNATIONAL JOURNAL
OF ENGINEERING APPLIED SCIENCE
AND TECHNOLOGY

ABOUT IJEAST

International Journal of Engineering Applied Science and Technology (IJEAST) is a peer-reviewed, open access journal that publishes high-quality research papers in the field of Engineering, Applied Science and Technology.

IJEAST aims to provide a platform for researchers, academicians, and professionals to share their innovative ideas, research findings, and practical experiences with the global scientific community.

FOCUS AREAS

- Engineering
- Applied Science
- Technology
- Innovation & Development
- Interdisciplinary Studies



PEER REVIEWED

All submissions are rigorously peer reviewed to ensure quality.



OPEN ACCESS

Free and unrestricted access to research for all.



GLOBAL REACH

Connecting researchers and professionals worldwide.



TIMELY PUBLICATION

We ensure a swift and efficient publication process.



For more information, visit our website

www.ijeast.com



INTERNATIONAL JOURNAL
OF ENGINEERING APPLIED SCIENCE
AND TECHNOLOGY

✉ editor@ijeast.com

🌐 www.ijeast.com

📍 India



2455-2143