



IJEAST

INTERNATIONAL JOURNAL
OF ENGINEERING APPLIED SCIENCE
AND TECHNOLOGY



VOLUME : 6 ISSUE : 12 Print / Issue Publication Date: 03-Jun-2022



ISSN : 2455-2143



DOI : 10.33564/IJEAST.2022.v06i12.024

Indexed In



WWW.IJEAST.COM

editor@ijeast.com



ULTRASONIC SENSOR BASED RADIO DETECTION AND RANGING

Kabilesh.S.K

Assistant Professor

Department of ECE

Jai Shriram Engineering College

Tirupur, Tamilnadu

Gopinathan.G, Prabhu.P, Eswaran.K

Final year

Department of ECE

Jai Shriram Engineering College

Tirupur, Tamilnadu

Abstract: The radars have become the “eyes” of electronic devices and the use of radar has become increasingly popular in various fields of study. At the same time, these devices can also be used to assist people in all the fields like air traffic control systems, highway patrol and traffic systems, missile guidance, some of the military applications and day to day real time applications. Ultrasonic radars can achieve distance estimations by estimating the time delay between the outflow of the ultrasonic sign and receipt of the reverberation signal. RADAR utilizes radio waves to identify the reach, height, heading, or speed objects. We fostered a minimal expense small ultrasonic radar framework dependent on Arduino. It utilizes ultrasonic sensors to perceive the article in the compass and passes the information to Arduino microcontroller. When the article is distinguished, two arrangements of caution can be set off. The graphical show utilizes the spot of the recognized articles on the PC to send visual alarm on LED screen. Sound alert can likewise be sent through a sound signal. By changing the upheaval of the servo motor, we grant the distinguishing to be in range from 0 degree to 150 degrees. It can distinguish objects up to 400 cm away from the ultrasonic sensor. The model of the system is executed and coding for Arduino control is made. Preliminary outcomes show that the framework can identify objects inside the reach and caution can be effectively set off.

I. INTRODUCTION:

Target identification is simpler when an article is close or without any problem apparent. Be that as it may, the equivalent doesn't stand genuine when the article is far away or isn't apparent because of climate conditions. The history of radar really traces all the way back to the 1880s, when

Heinrich Hertz showed that radio waves exist and could be both created and distinguished. American physicists Gregory Breit and Merle Tuve created usable radar in 1925, yet all the same its utilize stayed restricted until instantly before World War II. During the Second World War, mechanical advances by Germany, England, and the United States came about in huge upgrades to radar as far as innovation, dependability, and power. The undertaking deals with the standard of radar reverberation impact of the sending signal. In this Project we are utilizing the Ultrasonic Sensor to work by discharging an eruption of sound waves in exceptionally fast progression. These sound waves hit the planned objective, ricochet back to the sensor, and travel at known speed.

A ultrasonic Sensor, radar is substantially less impacted by temperature, further developing consistency and exactness. Servos are little however strong engines that can be utilized in a large number of items going from toy helicopters to robots. Arduino controls the servo engine for the bearing of the ultrasonic sensor and it moves from 0 degree to 180 degree. Ultrasonic sensor sends the sign every which way and if any impediment that is the objective is distinguished then reverberation beat sense. With the assistance of this reverberation beat arduino program, findout the distance and bearing point of the objective. The point of revolution is shown on a 16x2 LCD screen. At whatever point a snag is recognized, the signal turns on and it is too shown in the LCD display

II. METHODOLOGY:

Ultrasonic distance sensor - ultrasonic sensor produce high recurrence sound wave and assess the reverberation which is gotten back by the sensor. The modules incorporates ultrasonic transmitters, collector and control circuit. The fundamental standard of work:

- (1) Using IO trigger for at minimum 10us significant level sign,
- (2) The Module consequently sends eight 40 kHz and identify whether there is a
- (3) Pulse signal back.
- (4) IF the sign back, through undeniable level , season of high result IO term is
- (5) The time from sending ultrasonic to returning.
- (6) Test distance = (undeniable level time × speed of sound (340M/S)/2

Servo engine – It is utilized as a turning actuator that takes into account exact control of precise toxin, speed a speed increase. A servo framework for the most part comprises of three essential parts - a controlled gadget, a result sensor, an input framework. This is a programmed shut circle control framework. Here as opposed to controlling a gadget by applying the variable info signal, the gadget is constrained by a criticism signal produced by contrasting result sign and reference input signal. A servomotor is a rotational actuator or direct actuator that takes into consideration exact control of precise or direct position, speed and speed increase. It comprises of a reasonable engine coupled to a sensor for position criticism. It additionally requires a generally complex regulator, regularly a committed module planned explicitly for use with servomotors. Servomotors are not a particular class of engine albeit the term servomotor is regularly used to allude to an engine appropriate for use in a shut circle control framework. Servomotors are utilized in applications, for example, mechanical technology, CNC apparatus or mechanized assembling.

Arduino – It is a solitary board microcontroller used to control the capacity of servo engine and ultrasonic sensor. It sends the precise data to servo engine on which the engine turns and sensor fills in according to that bearing. Arduino is an open-source project that made microcontroller-based units for building advanced gadgets and intuitive items that can detect and control actual gadgets. For programming the microcontrollers, the Arduino project gives an incorporated turn of events climate (IDE) in light of a programming language named Processing, which likewise upholds the dialects C and C++. The primary Arduino was presented in 2005, meaning to give a minimal expense, simple way for amateurs and experts to establish gadgets that interface with their current circumstance utilizing sensors and actuators.

Ultrasonic sensors "depend on the estimation of the properties of acoustic waves with frequencies over the human perceptible reach," frequently at about 40 kHz. They ordinarily work by producing a high-recurrence beat of sound, and afterward getting and assessing the properties of the reverberation beat. Sensors figure the time stretch between passing the message what's really getting the resonation on to choose the distance to a thing. This development can be used for assessing wind speed and heading (anemometer), tank or channel level, and speed through air or water. For assessing rate or bearing a contraption uses various markers and works out the speed from the relative distances to particulates in the air or water. To evaluate tank or channel level, the sensor appraises the distance to the external layer of the fluid. Further applications include: humidifiers, sonar, clinical ultra sonography, burglar alerts and non-terrible testing. Structures regularly use a transducer which makes sound waves in the ultrasonic reach north of 18,000 hertz, by changing electrical energy into sound, then, in the wake of getting the resonation transform the sound waves into electrical energy which can be assessed and shown. Alarm – It is utilized for sign reason. At the point when an item is identified by the framework ringer rings as a sign for object discovery.

Ultrasonic sensor, servo engine and are associated with Arduino. The result of Arduino is given to bell and PC with the end goal of show. Ultrasonic sensor ceaselessly transmits waves. Reverberation of these waves is gotten by the collector and is handled by utilizing programming. Time needed for the reverberation to get is determined. In this manner it identifies object, ascertains the distance and show the item graphically on PC just as LCD.

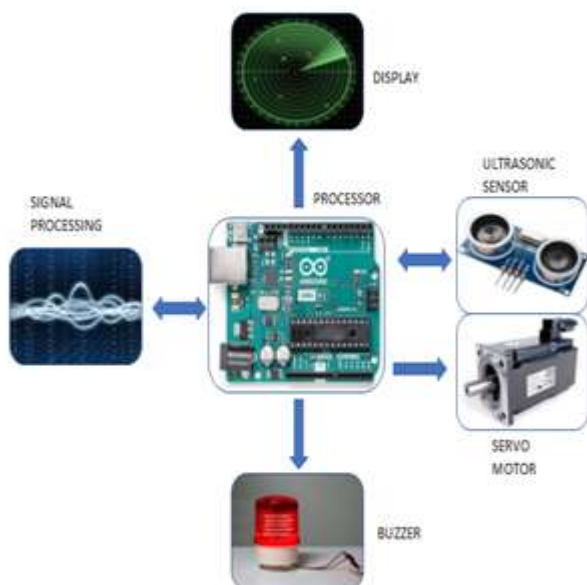


Fig.1. Block Diagram of the system




Fig.2.Hardware setup

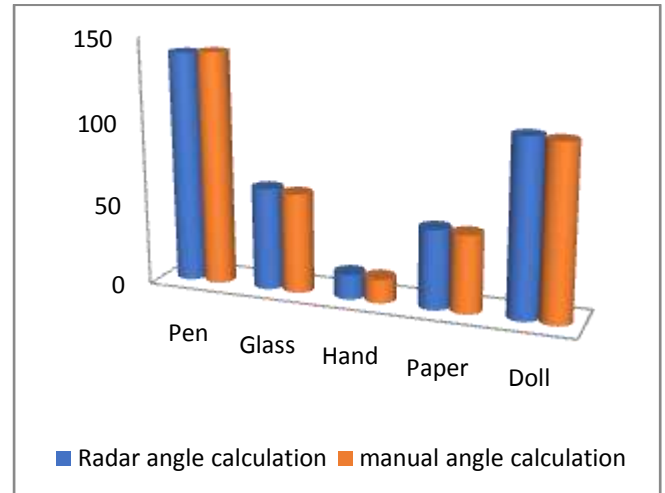


Fig.3.Angle comparison

III. RESULTS:

Under ordinary circumstance when the inclusion space of ultrasonic sensor is certain that is there is no item or molecule in the scope of ultrasonic sensor the handling programming entire showcase will show green light. At the point when any item or molecule comes in the scope of ultrasonic sensor which is up to 40cm the showcase will show a red light and imprint the place of molecule or article. It will show red light until that item or molecule don't leave the inclusion space of sensor.

Table.1. Angle and Distance Calculation

Object	Angle Measured		Distance Measured	
	Radar	Manual	Radar	Manual
Pen	140 ⁰	141.3 ⁰	7cm	7cm
Glass	62 ⁰	60.4 ⁰	8cm	8.3cm
Hand	15 ⁰	14.4 ⁰	5cm	5cm
Paper	48 ⁰	46.8 ⁰	10cm	10cm
Doll	106 ⁰	104.7 ⁰	6.5cm	6.5cm

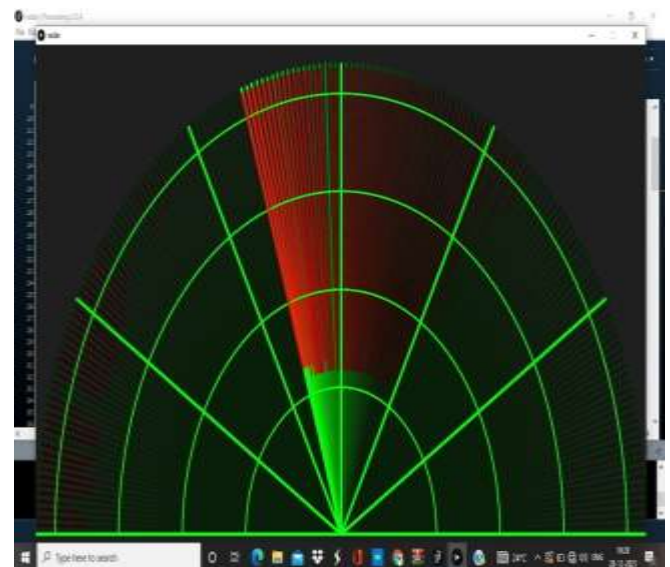


Fig.4.Object detection in right side angle




Fig.5.Display of the system when object detected

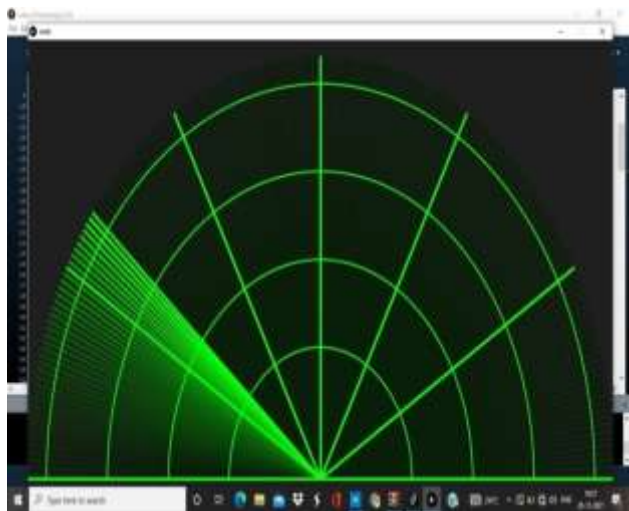


Fig.6.Display of the system when no object is detected

IV. FUTURE SCOPE:

We have addressed an undertaking on Radar utilizing Ultrasonic Sensor for human or item impedance in short reach. There is a ton future extent of this venture as alteration with Wifi association among Arduino and Android can be acquainted all together with checking through web. GPS can be presented for security reason. The undertaking can be created and altered by the rising need and requests.

V. CONCLUSION:

In this paper, a labscaled radar framework was planned and carried out utilizing an arduino, servomotor and an ultrasonic sensor. The created framework can peruse the distance of hindrances and the point of episode and convert

this information into outwardly addressed data. The framework execution has the right stuff with different situation at its level as it sufficiently reports any impediment it finds in its way and gives an expected scope of the item. An exceptionally convenient application for this framework would be in the space of article discovery and aversion frameworks for advanced mechanics or possibly in the space of item identification and evasion frameworks for mechanical technology or perhaps in interruption recognition frameworks for area sizes where it may not be practical to utilize numerous units to give satisfactory inclusion. The framework range is reliant upon the scope of the ultrasonic sensor that is utilized. In this framework the HCSR04 ultrasonic sensor was utilized which has a reach somewhere in the range of 2cm and 40cm.T

VI. REFERENCES:

- [1]. Gerry, M.J., Potter, L.C., Gupta, I.J. and Van Der Merwe, A., 1999. A parametric model for synthetic aperture radar measurements. *IEEE Transactions on Antennas and Propagation*, 47(7), pp.1179-1188.
- [2]. Park, S.T. and Lee, J.G., 1998. Design of a practical tracking algorithm with radar measurements. *IEEE Transactions on Aerospace and Electronic Systems*, 34(4), pp.1337-1344.
- [3]. Arun Francis, G., Arulselvan, M., Elangkumaran, P., Keerthivarman, S. and Vijaya Kumar, J., 2020. Object detection using ultrasonic sensor. *Int J Inno Technol ExplorEng (IJITEE)*, 8(5), pp.207-209.
- [4]. Maurya, J., Khan, R.N., Shaikh, M. and Dhebe, N., 2016. Development of RADAR using ultrasonic sensor. *International Journal of Technical Research and Applications*, 39, pp.99-101.
- [5]. Adewale, A., 2017. Embedded system based radio detection and ranging (RADAR) system using Arduino and ultra-sonic sensor. *American Journal of Embedded Systems and Applications*, 5(1), pp.7-12.
- [6]. Dam, R.R., Biswas, H., Barman, S. and Ahmed, A.Q., 2016, September. Determining 2D shape of object using ultrasonic sensor. In *2016 3rd International Conference on Electrical Engineering and Information Communication Technology (ICEEICT)* (pp. 1-5). IEEE.
- [7]. Kulkarni, A.U., Potdar, A.M., Hegde, S. and Baligar, V.P., 2019, July. RADAR based Object Detector using Ultrasonic Sensor. In *2019 1st International Conference on Advances in Information Technology (ICAIT)* (pp. 204-209). IEEE.
- [8]. Mehta, S. and Tiwari, S., 2018. Radar system using Arduino and ultrasonic sensor. *International Journal of Novel Research and Development*, 3(4), pp.14-20.

IJEAST

INTERNATIONAL JOURNAL
OF ENGINEERING APPLIED SCIENCE
AND TECHNOLOGY

ABOUT IJEAST

International Journal of Engineering Applied Science and Technology (IJEAST) is a peer-reviewed, open access journal that publishes high-quality research papers in the field of Engineering, Applied Science and Technology.

IJEAST aims to provide a platform for researchers, academicians, and professionals to share their innovative ideas, research findings, and practical experiences with the global scientific community.

FOCUS AREAS

- Engineering
- Applied Science
- Technology
- Innovation & Development
- Interdisciplinary Studies



PEER REVIEWED

All submissions are rigorously peer reviewed to ensure quality.



OPEN ACCESS

Free and unrestricted access to research for all.



GLOBAL REACH

Connecting researchers and professionals worldwide.



TIMELY PUBLICATION

We ensure a swift and efficient publication process.



For more information, visit our website
www.ijeast.com



INTERNATIONAL JOURNAL
OF ENGINEERING APPLIED SCIENCE
AND TECHNOLOGY

✉ editor@ijeast.com

🌐 www.ijeast.com

📍 India



2455-2143