



# IJEAST

INTERNATIONAL JOURNAL  
OF ENGINEERING APPLIED SCIENCE  
AND TECHNOLOGY



**VOLUME : 1    ISSUE : 5    Print / Issue Publication Date: 09-Oct-2016**



**ISSN : 2455-2143**



Indexed In



[WWW.IJEAST.COM](http://WWW.IJEAST.COM)

[editor@ijeast.com](mailto:editor@ijeast.com)

# A REVIEW PAPER ON DIFFERENT CLASSIFICATION TECHNIQUES USED IN NEWS SENTIMENT ANALYSIS

Prabhjot Kaur  
Research Scholar  
Department of CSE  
RIMT-IET

Mrs. Rupinder Kaur Gurm  
Assistant Professor  
Department of CSE  
RIMT-TET

**Abstract** — the data mining is the interdisciplinary subfield of computer science. The goal of data mining process is to extract information from the data set and transform it into an understandable form for further use. The objective of this paper is to describe the classification techniques used in financial news sentiment analysis. Analysis of Sentiment is mostly use for examine movies or internet services for different platform; vary from retail to consumer services. Normally, the aim of analysis of Sentiment is to identify the reaction of orator or author according to few topics or whole circumstantial duality of a file. The reaction can be author or orator idea or identification. The attitude may be bad or good. Sentiment analysis of financial news deals with the identification of positive and negative news.

**Keywords**—Data Mining; Sentiment analysis; Classifications; References;

## I. INTRODUCTION

The process of data mining is the interdisciplinary subfield for computer science. Goal of data mining process is to extract information from the data set and transform it into an understandable form for further use. Generally data mining is the process of analyzing the data from different perspectives and summarizing it into useful information. Data mining is mostly used by companies with a consumer focus retail, financial, communication and marketing organizations. It enables these companies to determine relationships among internal factors such as price, staff skills, and product positioning and external factors such as economic indicators, communication etc. The process of Data mining allocates with the different models which can be mined. On the base of the kind of data to be mined, there are two types of functions included in Data Mining such as descriptive and Classification and Prediction. The descriptive data mining allocates with the common properties of data in database such as mining of associations, mining of clusters, and mining of correlations. The purpose of classification and prediction is to use the model to identify the class of objects of which class label is unknown. The derived model of this classification is based on the analysis of sets of practicing data. This paper is working on the classification techniques used in financial news sentiment analysis. Process of Sentiment techniques are mostly use for

examine movies or internet services for different platform; vary from retail to consumer services. Normally, the aim of analysis of Sentiment is to identify the reaction of orator or author according to few topics or whole circumstantial duality of a file. The reaction can be author or orator idea or identification. The attitude may be bad or good. Sentiment analysis of financial news deals with the identification of positive and negative news. In the research paper news articles present great challenge that it avoids the emotions or attitudes. Financial news is a process that allows people to easily buy and sell financial terms such us stocks, commodities and currencies, among others. The main stock markets such as New York Stock Exchange, NASDAQ or London Stock Exchange have been modeled in the ontology as subclasses of the Stock market class.

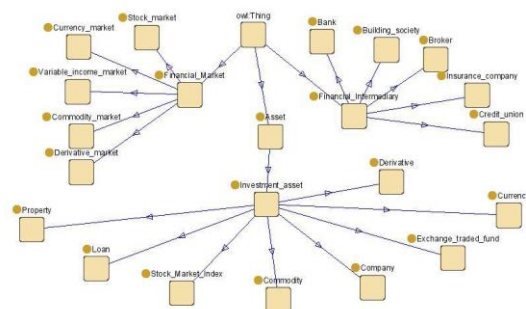


Fig 1: Diagram of financial ontology

## II. RELATED WORK

I have studied various research paper based on news sentiment analysis, in which the authors have worked on several cases of data mining such as dataset, labeling approaches of data news, feature processing which include feature extraction and feature selection, and machine learning methods for classification.

The author “Mostafa Karamibekr, Faculty of Computer Science University of New Brunswick Fredericton, NB, Canada” [2012][1] has worked on the sentiment analysis of social issue. In this research paper the author has conducted a



statistical investigation on the differences between sentiment analysis of products and social issues. To find the difference between products and social issue the author has used the different techniques such as SVM (Support Vector Machine), and Unsupervised Techniques. The unsupervised techniques are used to classify the sentiment polarity of a document. On the statistical analysis the author's research paper showed that the social issues are different from products and services because it is not easy to define features for social issues as the case for products and services. Moreover, while in the domain of products and services, adjectives are more descriptive; in the social domains verbs are more useful to express opinions. Author has concluded that the traditional classification techniques and feature-based sentiment analysis may not be applicable for sentiment analysis of social issues.

**The author "V.K. Singh, R. Piryani, A. Uddin, Department of Computer Science, South Asian University, and New Delhi, India"[2013][2]** has worked on **specific features based on the sentiment analysis of movie reviews**. In this paper author has used a SentiWordNet based scheme with two different linguistic feature selections comprising of adjectives, adverbs and verbs and n-gram feature extraction. He has also used SentiWordNet scheme to compute the document-level sentiment for each movie reviewed and compared the results with results obtained using Alchemy API. To find the accurate result he has used the two schemes such as SWN (AAC) and SWN (AAAVC). SWN (AAAVC) produces the most accurate results with verb score weight age factor of 30%. The SWN (AAC) method is close to the performance level of SWN (AAAVC), but it's the later method which has a marginal edge over it.

**The author "Prashant Raina, School of Computer Engineering, Nanyang Technological University, Singapore" [3][2013]** has worked on **Sentiment Analysis in News Articles Using Sentic Computing**. In this paper the author has found the 71% result accuracy in classification with 91% precision for neutral sentences and F-measures 59%, 66% and 79% for positive, negative and neutral sentences, etc. The conclusion of this paper is that this paper is feasible to use sentic computing for fine-grained sentiment analysis in news articles.

**The author "P°al-Christian and Jon Atle Gulla, Department of Computer and Information Science, Norwegian University of Science and Technology" [4][2014]** has worked on **sentiment analysis of financial news**. In this paper the author's purpose is to evaluate the features of financial news analysis. The conclusion of this paper is that author has found J48 classification trees to yield the highest classification performance, closely followed by Random Forrest (RF), in line studies and in opposition to the antedated conception that Support Vector Machines (SVM) is superior in this domain.

**The author "Jinyan Li, Simon Fong, Yan Zhuang Department of Computer and Information Science University of Macau Taipa, Macau SAR" [5] [2013]** has worked on **hierarchical classification of sentiment analysis**. The author has evaluated the effects of the approach in different combination of classification algorithms and filtering schemes.

**The author "S Padmaja, Dept. of CSE, UCE, Osmania University, Hyderabad" [6][2014]** has compared the **sentiment news articles**. The Author's comparison study focused on detecting the polarity of content i.e., positive and negative effects from good or bad news for three different Indian political parties. Thus by extracting the average predicted performance author observed that the choice of certain words used in political text was influencing the Sentiments in favor of UPA which might be one of the causes for them be the winners in Elections 2009.

### III. PROPOSED WORK

#### OBJECTIVES:

- 1) Collection and preprocessing of raw data for newspaper articles.
- 2) Filtration and feature selection using n-grams.
- 3) Applying hybrid classification algorithm on collected data.
- 4) Analyze the performance and compare it with the existing algorithm.

#### Tool used:

Java net beans

#### Problem Formulation:

In the base paper, SVM algorithm is used that depends on the choice of the kernel for the classification like linear and radial basis used in paper. Also SVMs is the highly algorithmic complex. Therefore we have proposed a new classification algorithm approach by using AdaBoost algorithm for the same and also improving the performance of AdaBoost. Boosting is the machine learning method for improving the performance of any learning algorithm on the idea of creating a high accurate prediction rule by combining various weak classifiers and non appropriate rules. It was first presented by Schapire and Freund. Further research on boosting techniques introduced a new boosting algorithm called AdaBoost Algorithm.

AdaBoost Features:

1. Programming of AdaBoost is easy and it gives better and quick results.
2. AdaBoost Works fine with other different machine learning algorithms.
3. AdaBoost works well with large number of training datasets.
4. The Weak Learners cannot be too complex or too simple.



#### IV. METHODOLOGY

- 1) Collection of raw data and then apply filtering techniques to make that raw data into structured format: Filtering techniques like String to Word Vector and n-gram feature selection.
- 2) Applying the AdaBoost algorithm on the collected data and classify the data according to the class attribute.

#### AdaBoost Algorithm

It assigned a weight for each leaning object. After training the previous classifier, weight of the learning objects is updated so that next classifier pay more attention to the object if it is not accurately classified by previous classifier. The assigned weight is used to vote for each classifier. If there is less error rate of classifier then more weight assigned to its vote. This training process is repeated. The weight of classifiers which voted for an object of a class is added. The class which gains higher total weight is the final class and it will introduced as the predictive class for that object.

#### Learning Algorithm is Decision stump

##### Model generation

Assign equal weight to each training instance

For  $t$  iterations:

Apply learning algorithm to weighted dataset, store resulting model

Compute model's error  $e$  on weighted dataset

If  $e = 0$  or  $e \geq 0.5$ :

Terminate model generation

For each instance in dataset:

If classified correctly by model:

Multiply instance's weight by  $e/(1-e)$

Normalize weight of all instances

##### Classification

Assign weight = 0 to all classes

For each of the  $t$  (or less) models:

For the class this model predicts

Add  $-\log e / (1-e)$  to this class's weight

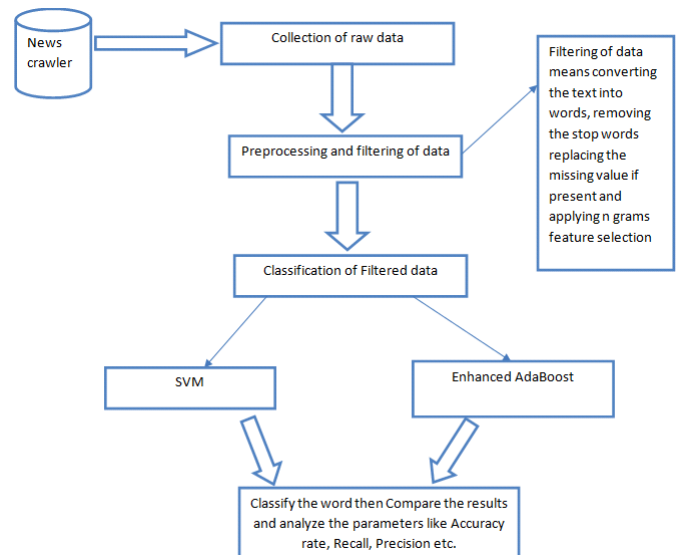
Return class with highest weight

3) Apply the enhanced AdaBoost algorithm for classification.

1. Replace the weak learner of AdaBoost with hybrid classifier that contains AdaBoost algorithm is hybridized on the basis of average of their probabilities.
2. Add more decision making conditions while calculating the class for model prediction i.e. on the basis of error rate adds more weight to class that will give better class for the prediction.

4) Analyze the performance parameters like FP rate, TP rate, Recall, Precision of SVM, AdaBoost and new proposed enhanced algorithm and Compare the results of three.

#### FLOW CHART



#### V. TECHNIQUES USED IN DATA MINING

There are different types of data mining techniques used in sentiment analysis such as SVM (Support Vector Machine), Unsupervised, Machine Learning, RF, J48, KNN (Nearest Neighbor), Naïve Bayes and other sentiment techniques that are helpful in finding the results in research papers.

1. SVM (Support Vector Machine):-One of the supervised learning models are Support vector machines .This learning model is associated learning algorithm. They examine data and identify patterns used for classification and regression analysis. A support vector machine comes under supervised learning methods that can be used for classification, outlier detection and regression. SVM technique is based on the concept of decision planes that defines decision boundaries. It is basically a classifier method that constructs hyper planes in multidimensional space to perform tasks of classification that separates cases of different class labels. There are multiple variants of SVM developed from which Multi class SVM is used for sentiment analysis. The statistical classification method, support vector machine is proposed by vapnik and is considered to be the best text classification method. It is a selective classifier based on the structural risk minimization principle from the computational learning theory. Support vector machine searches for a decision surface to separate training data points into two classes and make decisions based on the support vectors that are selected as the only effective elements in the training set.

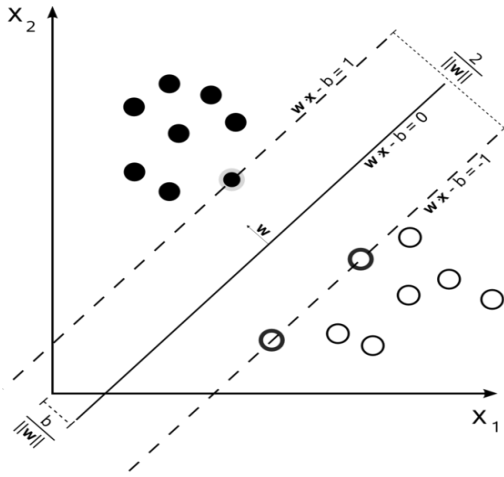


Fig 2: SVM max hyper plane

2. Unsupervised learning: - One of the unsupervised techniques of sentiment analysis is lexicon based technique. There has been a lot of work done based on lexicon. In this classification is performed by comparing the features of a given text in the document against sentiment lexicons. The sentiment values are determined prior to their use. Basically the Sentiment lexicon consists of lists of words and expressions that are used to convey people's subjective feelings and opinions.

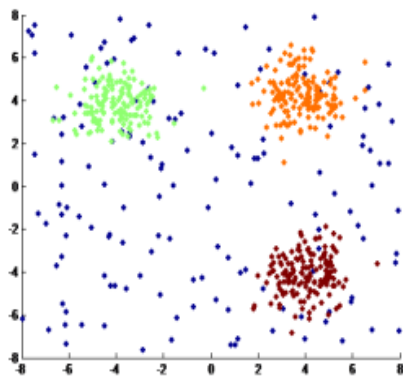


Fig 3: Unsupervised learning

3. KNN (K-Nearest Neighbor) -The  $k$ -Nearest Neighbors algorithm is a non-parametric method. It is used for classification and regression. In both classification and regression, the input consists of the  $k$  closest training examples in the feature space. In  $k$ -NN classification, the output is a class membership. An object is classified by a majority vote of its neighbors, with the object being assigned to the class most common among its  $k$  nearest neighbors. If  $k = 1$ , then the object is simply assigned to the class of that

single nearest neighbor. In  $k$ -NN regression, the output is the property value for the object. This value is the average of the values of its  $k$  nearest neighbors. KNN is used the method of instance based learning and lazy learning. Both for classification and regression, it can be useful to assign weight to the contributions of the neighbors, so that the nearer neighbors contribute more to the average than the more distant ones. For example, a common weighting scheme consists in giving each neighbor a weight of  $1/d$ , where  $d$  is the distance to the neighbor.

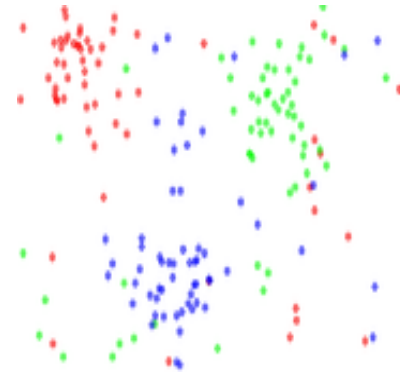


Fig 4: KNN data Set

4. Naïve Bayes: - The methods of Naive bayes are set of supervised learning algorithms that are based on applying bayes theorem. Naive bayes methods assume naive assumption of independence between every pair of features. Naive Bayes is a simple technique that can be used for constructing classifiers. The problem instances are represented as vectors of feature values, the class labels are drawn from some finite set. The class labels are assigned to problem instances. There are families of algorithms that are based on a common principle. The principle that is followed is that all naïve bayes classifiers assume the value of a particular feature independent of the value of any other feature with given class variable. For training the classifiers there are more algorithms available. This algorithm is widely used algorithm for document classification. It is a simple and effective classification algorithm. The basic task of bayes algorithm is to estimate the probabilities of the categories by using joint probabilities of words and categories given a document. It is an efficient algorithm just because of the

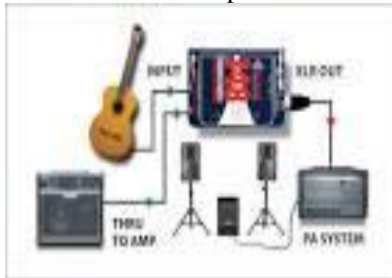
$$p(C_k|\mathbf{x}) = \frac{p(C_k) p(\mathbf{x}|C_k)}{p(\mathbf{x})}$$

simplicity.

In simple the above equation can be written as

$$\text{posterior} = \frac{\text{prior} \times \text{likelihood}}{\text{evidence}}$$

5. J48:- J48 is an open source Java implementation of the C4.5 algorithm in the Weka data mining tool. C4.5 is a program that creates a decision tree based on a set of labeled input data.



## VI. CONVLUSION

I have studied many research papers. All papers are published in IEEE standards. These papers are based on sentiment analysis. In the research paper the authors have used many techniques to find the accurate result in news articles. Most of researchers have used the SVM techniques. This is called the Support vector machine. It is a based supervised learning. Others techniques used in the sentiment news articles are KNN (k-nearest Neighbor), J48 (Waka tool), RF and Naïve Bayes.

## VII. REFERENCES

- [1] Mostafa Karamibekr, "Sentiment Analaysis of Social Issues," Faculty of Computer Science, University of New Brunswick Fredericton, NB, Canada, 2012 ,IEEE statndards.
- [2] V.K. Singh, R. Piryani, A. Uddin, "Sentiment Analaysis of movie reviews", Department of Computer Science, South Asian University,2013 IEEE standards.
- [3] Prashant Raina, "Sentiment Analysis in News Articles Using Sentic Computing," School of Computer Engineering, Nanyang Technological University ,Singapore, 2013 IEEE standards.
- [4] Jon Atle Gulla, "Evaluating Features sets and classifiers for sentiment analysis of financial news ", Department of Computer and Information Science, Norwegian University of Science and Technology,2014 IEEE standards.
- [5] Jinyan Li, Simon Fong, Yan Zhuang,"Hierarichal Classification in Text Mining for Sentiment Analysis", Department of Computer and Information Science,2014 IEEE standards.
- [6] Padmaja," Comparing and Evaluating the Sentiment on Newspaper Articles" Department Of CSE, Hyderabad,Science and information conference 2014.

# IJEAST

INTERNATIONAL JOURNAL  
OF ENGINEERING APPLIED SCIENCE  
AND TECHNOLOGY

## ABOUT IJEAST

International Journal of Engineering Applied Science and Technology (IJEAST) is a peer-reviewed, open access journal that publishes high-quality research papers in the field of Engineering, Applied Science and Technology.

IJEAST aims to provide a platform for researchers, academicians, and professionals to share their innovative ideas, research findings, and practical experiences with the global scientific community.

## FOCUS AREAS

- Engineering
- Applied Science
- Technology
- Innovation & Development
- Interdisciplinary Studies



### PEER REVIEWED

All submissions are rigorously peer reviewed to ensure quality.



### OPEN ACCESS

Free and unrestricted access to research for all.



### GLOBAL REACH

Connecting researchers and professionals worldwide.



### TIMELY PUBLICATION

We ensure a swift and efficient publication process.



For more information, visit our website

[www.ijeast.com](http://www.ijeast.com)



INTERNATIONAL JOURNAL  
OF ENGINEERING APPLIED SCIENCE  
AND TECHNOLOGY

✉ [editor@ijeast.com](mailto:editor@ijeast.com)

🌐 [www.ijeast.com](http://www.ijeast.com)

📍 India



2455-2143