

REDUCTION OF PEAK TO AVERAGE POWER IN OFDM SYSTEMS: A SURVEY

Kuldeep Singh Chauhan
ME Scholar
IET DAVV, Indore, M.P

Mrs. Pratibha Singh
Assistant Professor
IET DAVV, Indore, M.P

Abstract—Orthogonal Frequency Division Multiplexing (OFDM) has emerged as one of the main factors for the attainment of high data rates in various wireless technologies used globally. Due to high amplitude fluctuations, conventional OFDM signals suffer from a high value of Peak to Average Power Ratio (PAPR) which in the worst case can be proportional to the square of the number of sub-carriers used. This causes non-linear distortion in high power amplifiers used in wireless communication systems. Therefore employing techniques to circumvent the PAPR problem has been an active area of research. This paper compares various PAPR reduction techniques such as clipping, selective mapping, partially transmitting sequences etc., their complexities pertaining to computation and their practical applicability in terms of implementation on hardware. As data rates and mobility supported by OFDM systems increase, the number of subcarriers needed also increases, thereby leading to high PAPR values. As future applications would demand higher data rates and higher mobility, techniques to reduce PAPR values would become inevitable and occupy high importance. This paper brings out a clear picture of a basic OFDM system, the PAPR problem, existing techniques for reduction of PAPR, their implementation complexity and practical applicability.

Keywords:- OFDM, PAPR-, High Power Amplifier, Clipping, Filtering SLM, PTS, Commanding, Interleaving

I. INTRODUCTION

Orthogonal frequency division multiplexing (OFDM) is one of the most powerful modulation techniques being used today rendering high data rates and spectral efficiency. Another major advantage of this technique is simple digital implementation with the advent of VLSI technology. The drawback lies in the fact that the amplitude variations of OFDM signals is large, which requires large back-off in the high power amplifiers used. To reduce distortions caused by a HPA without setting it to large back-offs, several techniques have been introduced that limit the peak of the envelope of the signal (**clipping**) [1],[5], a problem that is often referred to as peak-to-average power ratio (PAPR) reduction. The PAPR

reduction techniques have varying PAPR-reduction capabilities and complexity of implementation. PAPR is a very well-known measure of the envelope fluctuations of a multicarrier (MC) signal and plays a crucial role in the selection of any particular technique. The challenge of reducing the envelope fluctuations in the time domain OFDM signal with the aim to increase the system performance (reduce both BER and the out-of-band radiation) has culminated into reducing PAPR. In this paper we introduce the basic concepts regarding OFDM, the significance of PAPR and various techniques developed to reduce PAPR in OFDM systems [1],[5]. Computational complexity of various PAPR reduction techniques have also been mentioned and explained. Also their practical applicability considering hardware complexity has been explained.

II. OFDM THEORY

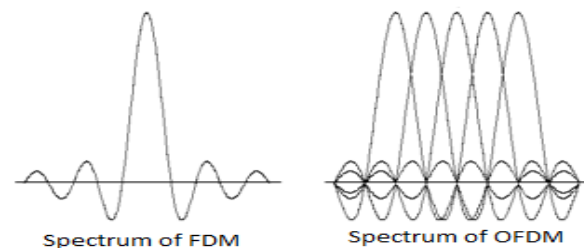


Fig-1:- Spectrum of frequency division multiplexing(FDM) and Orthogonal frequency division multiplexing(OFDM) [21],[28]

Orthogonal Frequency Division Multiplexing is a form of multicarrier modulation which is well suited for data transmission over dispersive channels. Here the different sub-carriers are orthogonal to each other leading to mutual independence. It's achieved by placing each carrier exactly at the nulls in the modulation spectra of the rest of the carriers.

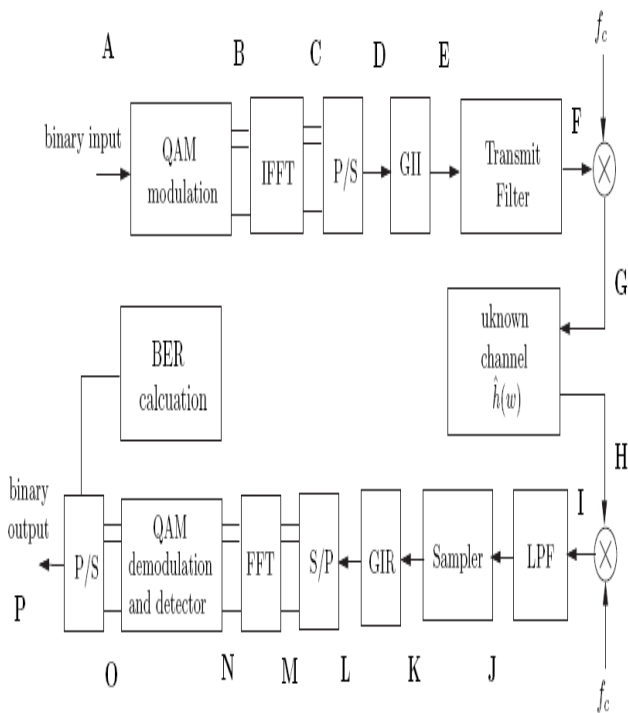


Fig-2:- OFDM Transceiver Structure [21]

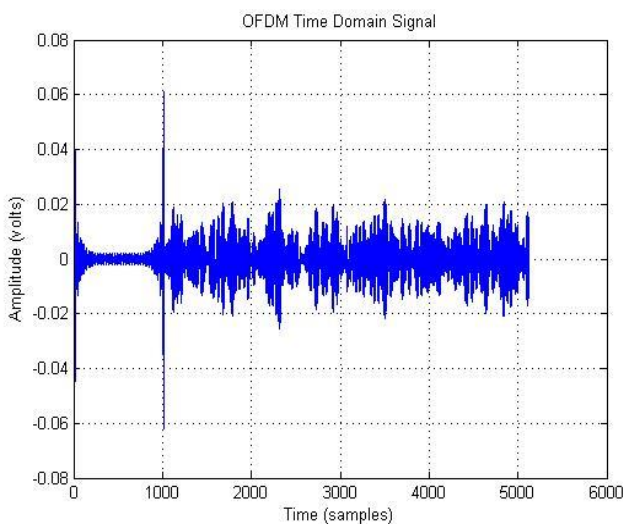


Fig-3: OFDM Time Domain Signal

The above simulation waveform shows the time domain OFDM signal. It can be seen that the signal attains high peaks above the average value of the OFDM signal.

A. PEAK-TO-AVERAGE POWER RATIO (PAPR)

The peak to average power ratio depends on the ratio of the maximum power of the complex pass-band signal and the

mean power of it. The value of PAPR can be calculated using the following equation:

$$PAPR = \max \{ x^2(t) \} / \text{mean} \{ x^2(t) \}$$

Where $x(t)$ represents the time domain OFDM signal. To calculate the probability of having PAPR greater than the threshold value for the OFDM signal, it is customary to use the Complementary Cumulative Distribution Function (CCDF). By simulating the OFDM system and plotting the CCDF, we compare the PAPR reduction capability of various PAPR reduction techniques.

To clearly understand the necessity of PAPR reduction, we need to consider the transfer characteristics of a high power amplifier, which is shown below. [2],[21],[28]

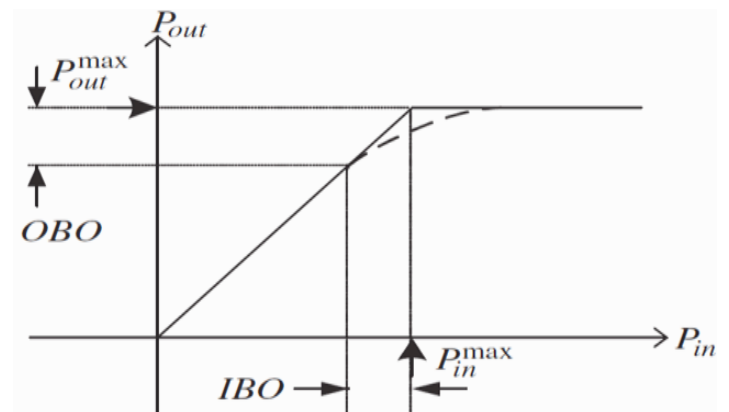


Fig-4:- Graph showing the transfer characteristics of a high power amplifier.

In the above diagram, the input power is denoted by P_{in} whereas the output power is represented by P_{out} . To operate the amplifier in the linear region, the maximum output and input powers are limited to P_{out}^{max} and $(P)in_{max}$ respectively. Both input and output powers are backed off to ensure a linear operation and the area of the backing off is termed by Input Back-Off (IBO) and Output Back-Off (OBO) [5],[9]

Due to the limitation imposed on the maximum peak of the OFDM signal due to the use of HPAs, it becomes mandatory to attain low values of PAPR. The undesirable increase in the power of the side lobes of the OFDM signal is referred to as spectral spreading or spectral re-growth. As demonstrated in the figure, when the nonlinearity of the HPA is higher, IBO is smaller, resulting in higher spectral spreading. This leads to higher interference between the sub-bands of the OFDM signal, unless the frequency separation between adjacent subcarriers is also increased to maintain orthogonality among



sub carriers. However, this would reduce spectral efficiency which is a major factor for using OFDM.

B. DIFFERENT TECHNIQUES FOR PAPR REDUCTION AND THEIR COMPARISON:

Different PAPR reduction techniques can be broadly classified as:

Signal Distortion Techniques: These can be further subdivided into four categories:[1],[5],[7]

a) Clipping and Filtering: It is one of the simplest signal distortion methods in which the high peaks of the OFDM signal are clipped prior to passing it through the HPA. This method employs a clipper that limits the OFDM signal amplitude to a predetermined clipping level. If the signal exceeds the pre-determined level; the amplitude is clipped. Mathematically, it can be written as:

$$T(x[n]) = x[n] \text{ if } |x[n]| \leq CL$$

$$CL \text{ ej}\angle x[n] \text{ if } |x[n]| > CL,$$

b) Peak Windowing: This technique limits such high peaks by multiplying them by a weighting function called a window function. Many window functions can be used in this process as long as they exhibit good spectral properties. Satisfactory spectral properties are shown by window functions include Hamming, Hanning, Kaiser Windows etc. To reduce PAPR, a window function is aligned with the signal samples in such a way that its valley is multiplied by the signal peaks while its higher amplitudes are multiplied by lower amplitude signal samples thus resulting in reduced distortion compared to the clipping and filtering technique

c) Companding [2]: Since OFDM and speech signals behave similarly in the sense that high peaks occur infrequently, same companding transforms can be used to reduce PAPR. Companding has lesser complexity and also doesn't depend on the number of sub-carriers, but does degrade the BER performance of the system

d) Peak Cancellation: In the peak cancellation technique, a peak cancellation waveform is generated, scaled, shifted and subtracted from those sections of the OFDM signal which have high amplitude peaks.

Multiple Signaling and Probabilistic Techniques: They can be further classified into 6 categories.

- 1) Selective Mapping (SLM) [4],[9] : The concept behind this approach is to generate a set of sufficient different OFDM symbols $x(m)$, $0 \leq m \leq M - 1$, each of length N, all representing the

same information as the original OFDM signal, and then transmitting the OFDM signal x having the smallest value of PAPR which is achieved by comparing the various PAPR values.

- 2) Partial Transmit Sequences (PTS)[3],[9]: In this technique, an input data block of length N is partitioned into a number of independent or disjoint sub-blocks. The IDFT for each of these sub-blocks is computed separately and then weighted by a phase factor which adds a particular phase. The phase factors are selected in such a it minimizes the PAPR of the combined signal of all the sub-blocks added up.
- 3) Interleaved OFDM: This technique generates multiple OFDM signals using interleavers, which is somewhat similar to the SLM technique but here interleavers are used in place of phase additions.
- 4) Tone injection & tone reservation [8], [12]: In this technique, a subset of tones is reserved for reduction of PAPR of the OFDM signal while the others are used for data transmission. Due to low values of SNR, they carry no information but reduce PAPR by statistical redistribution.
- 5) Active Constellation Extension [11],[14]: In this technique, the modulation constellation over an active subcarriers in the OFD data block is modified or pre-distorted so that the PAPR is reduced to render higher degrees of freedom. The cost to pay here is degrading the BER.
- 6) Constrained Constellation Shaping [11],[12],[13]: In this technique, the modulation points over the data sub carriers in OFDM symbols are pre-modified within an allowed error to reduce the PAPR of the system. Again, BER degradation is the negative aspect.

Coding Techniques for reduction of PAPR [9]: Coding techniques is an efficient paradigm for PAPR reduction. Due to the inherent error detection and correction capabilities of different coding techniques viz. Linear Block Codes, Golay Complementary Sequences, BCH codes etc., coded OFDM is a popular choice for reduction of PAPR in OFDM systems. The coding pattern is modified in such a way that the codes used attain maximum PAPR reduction.

III. COMPARISON OF VARIOUS PAPR REDUCTION TECHNIQUES

Prior to employing a particular PAPR reduction technique, one should bear in mind that the power required is proportional to N^2 , where N is the number of sub-carriers used in the OFDM system. Earlier OFDM systems focused on the simplicity of the PAPR reduction method in implementing it on hardware. Hence, prior to comparing the various PAPR reduction techniques, it becomes mandatory to analyze the



computational complexity of the most common PAPR reduction techniques when it comes to hardware implementation. The table below depicts the computational complexity of the commonly used PAPR reduction schemes:

TABLE 1: COMPUTATIONAL COMPLEXITY

Method	Complexity
Clipping and Filtering	$4NL + 2N$ multiplications, $4NL + 2N$ additions
SLM	$2MN(1 + \log_2 N) + M$ multiplications, $3MN(1 + \log_2 N) + M(N - 1) - 1$ additions
PTS	$2MN \log_2(N) + 2N + 1$ multiplications $3MN \log_2(N) + (M - 1)[2N(M + 1) - 1]$ additions

It can be seen that the least complex method as far as computational complexity is concerned, is the Clipping and filtering technique. But a close look at the technique reveals its inherent shortcomings. Let us consider the figure showing the time domain OFDM signal. Observing the time domain OFDM signal, it can be concluded that the OFDM signal undergoes abrupt amplitude fluctuations, a characteristic which can be attributed to the fact that the message modulates the numerous subcarriers which add up in time domain constructively. Now, if we wish to clip the signal in time domain maintaining a fixed threshold value, we would end up in clipping the signal peaks which may contain important information. Thus the peaks clipped could have contained crucial information which is lost. The consequence would be an increase in BER or BER degradation.[5],[9] Currently wireless systems like Wi-Max, Mobile-Wi-Max, LTE, DVB-T standards support up to 512, 2048 and 8192 sub-carriers. So clipping and filtering for one or more iterations may seem least demanding on the implementation front, however signal transmission and reception could become substantially erroneous. With the advent of very high integrated circuits with eventually furthermore increasing computational capabilities, the focus has now shifted on SLM and PTS techniques. PTS technique requires sending transmitting sub-blocks of the original data which some phase factor added. The main drawback is the overhead data needed to be sent which can be substantially large making PTS practically non-viable for large data sizes. The SLM requires generating

replicas of the same signal but with different values of PAPR attributed to different phase shifts without sub-blocking. The sub blocking of data blocks adds the advantage of rendering higher degrees of freedom in the mapping of the symbol bits thereby facilitating PAPR reduction.

IV. COMPARATIVE RESULTS [1],[3],[5], [9]

Table 2: Comparative results

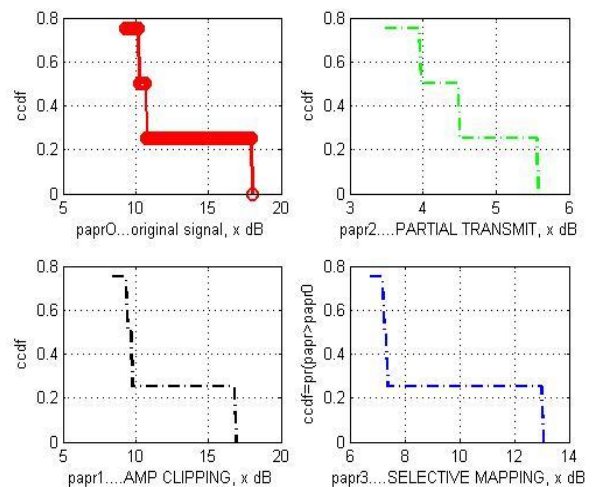
V. SIMULATION RESULTS

The various simulation results have been simulated using MATLAB 10. Simulation results have been carried out for:

1. Time Domain OFDM signal.
2. CCDF plots for different PAPR reduction techniques.
3. Combined CCDF plot for the different PAPR reduction schemes.

PAPR Reduction Technique	BER Increase	Implementation Complexity	Power Increase
Clipping and Filtering	yes	Low	No
Companding	yes	Low	No
SLM	no	High	No
PTS	no	High	No
Interleaving	no	High	No
Coding	no	High	Depends on the coding technique used

Fig 5:- Comparative study of PAPR reduction capabilities of PAPR reduction techniques

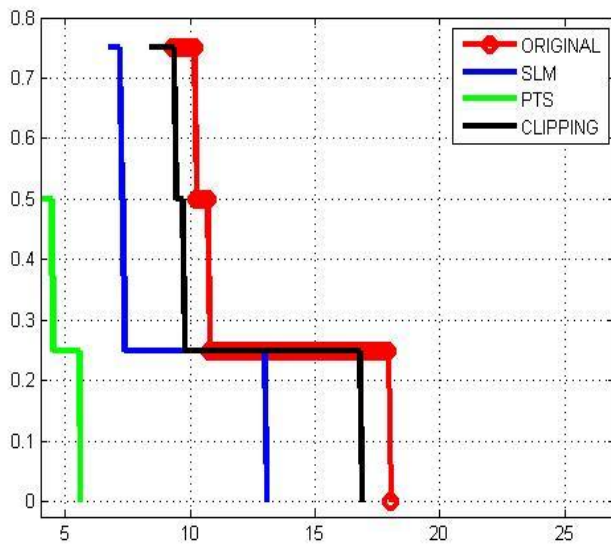


The above simulation results show the different PAPR reduction capabilities of the of the PAPR reduction techniques employed commonly. The y-axis shows the ccdf value



whereas the x-axis shows the increasing values of PAPR. We expect the probability of higher values of PAPR to gradually reduce. The graph which has the maximum plummeting slope of the CCDF curve with the probability reaching a common point for the least PAPR value has the maximum PAPR reduction capability.

Fig 6:- CCDF plot for Different PAPR Reduction Techniques.



The above simulation result plots the CCDF for the different PAPR reduction techniques on a single graph for an easy visualization of the PAPR reduction capability. The graph clearly shows that the probability of PTS attaining a PAPR(X) is the least where X can be chosen as any value lying in the obtained PAPR range. The combined CCDF curve illustrates the above mentioned result. For example at a probability of 0.3, the PAPR obtained for PTS is around 5Db, whereas the PAPR values for SLM, Clipping & Filtering and normal OFDM signals are 7Db, 10dB and 12dB respectively. This augments the fact that PTS has the highest capability of PAPR reduction among the analyzed techniques.

VI. CONCLUSION

It is clear from the above tabulation and previous discussions that there are certain trade off regarding every PAPR reduction technique used. The selection of particular techniques should be based on system requirements. It can be observed though, that the clipping and filtering method has been extensively used in previous OFDM implementations, especially repetitive or iterative clipping and filtering methods was the one to be used mostly in commercial and industrial applications due to its 'simplicity and low computational complexity'. The price to pay is the high BER due to reparative clipping as makes high peaks in the OFDM signal occur with low probability. But this was acceptable thus far in most systems thus far as the

computational complexity of other PAPR reduction techniques increases manifold as the number of sub-carriers (N) increases. But the need for higher data rates and mobility asks for higher number of sub-carriers. Examples of such systems are WiMAX, Mobile WiMAX, LTE and DVB-T systems which support 512, 2048, 2048 and 8192 sub-carriers respectively. The need would increase in the time to come. Thus researchers are now looking forward to PAPR reduction systems which could address the problem of non-linear increase in computational complexity with respect to the increase in the number of sub-carriers (N). Thus low complexity SLM, blind SLM and Partially Transmitted Sequences (PTS) techniques have been proposed recently to circumvent the challenge of escalating complexity. Also, it has been proved that at higher number of sub-carriers (N>256), iterative clipping and filtering is the least demanding but higher BER and in-band and out-of-band growth is the price to pay. Although out of band distortions can be filtered out, but nothing can be done about increase in in-band distortions. With the advance in hardware design (High Speed Integrated Circuits), and alternative computational methods, there has been a paradigm shift in PAPR reduction techniques. As is clear from the graph and the tabulations above, PTS achieves the maximum reduction in PAPR. Thus, despite additional side information, optimization and computational complexity, PTS will be one of the sought after PAPR reduction technique.

VII. REFERENCES

- [1]X. Wang, T. T. Tjhung, and C. S. Ng, "Reduction of peak-to-average power ratio of OFDM system using a companding technique," *IEEE Trans. Broadcast.*, vol. 45, no. 3, pp. 303–307, September 1999.
- [2]J. Tellado and J. M. Cioffi, "Peak power reduction for multicarrier transmission," in *Proc. IEEE Global Communications Conference (GLOBECOM)*, Sydney, Australia, November 1998.
- [3]A. Gatherer and M. Polley, "Controlling clipping probability in DMT transmission," in *Proc. 31st Asilomar Conference on Signals, Systems, and Computers*, November 1999, pp. 1076–1079.
- [4]H. Xiao, L. Jianhua, Z. Junli, J. Chuang, and G. Jun, "Reduction of peak-to-average power ratio of OFDM signals with companding transform," *IEE Electronic Letters*, vol. 37, no. 8, pp. 506–507, April 2001.
- [5]"Peak to-average power ratio reduction of an OFDM signal using data permutation with embedded side information," in *Proc. IEEE International Symposium on Circuits and Systems*, no. 4, Sydney, Australia, 2001, pp. 562–565.
- [6] Performance Analysis of Deliberately Clipped OFDM Signals Hideki Ochiai, *Member, IEEE*, and Hideki Imai, *Fellow, IEEE* *IEEE TRANSACTIONS ON COMMUNICATIONS*, VOL. 50, NO. 1, JANUARY 2002.



- [7]A. Aggarwal and T. H. Meng, “Minimizing the peak-to-average power ratio of OFDM signals via convex optimization,” in *Proc. IEEE Global Communications Conference (GLOBECOM)*, vol. 4, December 2003, pp. 2385–2389.
- [8]S. H. Han and J. H. Lee, “PAPR reduction of OFDM signals using a reduced complexity PTS technique,” *IEEE Signal Process. Lett.*, vol. 11, no. 11, pp. 887–890, November 2004.
- [9]S. H. Han and J. H. Lee, “PAPR reduction of OFDM signals using a reduced complexity PTS technique,” *IEEE Signal Process. Lett.*, vol. 11, no. 11, pp. 887–890, November 2004.
- [10]Exponential Companding Technique for PAPR Reduction in OFDM Systems Tao Jiang, Yang Yang, *Member, IEEE*, and Yong-Hua Song, *Senior Member, IEEE* IEEE TRANSACTIONS ON BROADCASTING, VOL. 51, NO. 2, JUNE 2005.
- [11]H. Gong, W. Ye, S. Feng, and F. Ke, “A threshold companding scheme for reducing peak-to-average power ratio of OFDM signals,” in *Proc. International Conference on Wireless Communications, Networking and Mobile Computing*, vol. 1, September 2005, pp. 573–576.
- [12]A. D. S. Jayalath and C. Tellambura, “SLM and PTS peak-power reduction of OFDM signals without side information,” *IEEE Trans. Wireless Commun.*, vol. 4, no. 5, pp. 2006–2013, September 2005.
- [13]PAPR Reduction of an OFDM Signal by Use of PTS With Low Computational Complexity L. Yang, R.S.Chen, Y.M.Siu, and K.K.Soo IEEE TRANSACTIONS ON BROADCASTING, VOL. 52, NO. 1, MARCH 2006
- [14]S. H. Han, J. M. Cioffi, and J. H. Lee, “Tone injection with hexagonal constellation for peak-to-average power ratio reduction in OFDM,” *IEEE Commun. Lett.*, vol. 10, no. 9, pp. 646–648, September 2006.
- [15]A Novel PAPR Reduction Scheme for OFDM Systems: Selective Mapping of Partial Tones (SMOPT) Seungsoo Yoo, *Student Member, IEEE*, Seokho Yoon, *Member, IEEE*, Sun Yong Kim, *Senior Member, IEEE*, and Ickho Song, *Senior Member, IEEE*, IEEE Transactions on Consumer Electronics, Vol. 52, No. 1, FEBRUARY 2006.
- [16]C. A. Devlin, A. Zhu, and T. J. Brazil, “Gaussian pulse based tone reservation for reducing PAPR of OFDM signals,” in *Proc. IEEE 65th Vehicular Technology Conference (VTC)*, 2007, pp. 3096–3100.
- [17]Amplitude Clipping and Iterative Reconstruction of MIMO-OFDM Signals with Optimum Equalization Ui-Kun Kwon, Dongsik Kim, and Gi-Hong Im, *Senior Member, IEEE* IEEE TRANSACTIONS ON WIRELESS COMMUNICATIONS, VOL. 8, NO. 1, JANUARY 2009.
- [18]Optimized Iterative Clipping and Filtering for PAPR Reduction of OFDM Signals Y.-C. Wang, *Member, IEEE*, and Z.-Q. Luo, *Fellow, IEEE*, IEEE TRANSACTIONS ON COMMUNICATIONS, VOL. 59, NO. 1, JANUARY 2011 .
- [19]Performance Evaluation of Peak-to-Average Power Ratio Reduction and Digital Pre-Distortion for OFDM Based Systems Charles Nader, *Student Member, IEEE*, Per Niklas Landin, *Student Member, IEEE*, Wendy Van Moer, *Senior Member, IEEE*, Niclas Björnsell, *Member, IEEE*, and Peter Händel, *Senior Member, IEEE*, IEEE TRANSACTIONS ON MICROWAVE THEORY AND TECHNIQUES, VOL. 59, NO. 12, DECEMBER 2011.
- [20]A Weighted OFDM Signal Scheme for Peak-to-Average Power Ratio Reduction of OFDM Signals Chang Eon Shin, Kyung Soo Rim, and Youngok Kim IEEE TRANSACTIONS ON VEHICULAR TECHNOLOGY, VOL. 62, NO. 3, MARCH 2013.
- [21]Peak To Average Power Ratio Reduction in OFDM Systems: A Survey And Taxonomy, Yasir Rahmatallah, Seshadri Mohan, IEEE Communications Surveys & Tutorials, Vol 15, No.4 Fourth Quarter 2013.
- [22]Performance of 16 QAM-OFDM With New Null Subcarrier Shifting in an Intensity-Modulated Direct Detection System Hongxian Chen, Jing He, Jin Tang, Fan Li, Ming Chen, and Lin Chen VOL. 6, NO. 2/FEBRUARY 2014/J. OPT. COMMUN. NETW.
- [23]A Crest Factor Reduction Scheme Based on Recursive optimum Frequency Domain Matrix Pooria Varahram, *Member, IEEE*, Borhanuddin Mohd Ali, *Senior Member, IEEE*, P. Varahram and B. M. Ali: A Crest Factor Reduction Scheme Based on Recursive Optimum Frequency Domain Matrix, 2014.
- [24]Novel Metric-Based PAPR Reduction Schemes for MC-CDMA Systems Wan-Jen Huang, Wei-Wen Hu, Chih-Peng Li *Senior Member, IEEE*, and Jung-Chieh Chen, *Member, IEEE*, IEEE Transactions, 2014.
- [25]Pilot-Assisted PAPR Reduction Technique for Optical OFDM Communication Systems Wasio O. Popoola, Zabih Ghassemlooy, and Brian G. Stewart JOURNAL OF LIGHTWAVE TECHNOLOGY, VOL. 32, NO. 7, APRIL 1, 2014.
- [26]Joint PAPR Reduction and Sidelobe Suppression Using Signal Cancellation in NC-OFDM Based Cognitive Radio Systems Chunxing Ni, Tao Jiang, and Wei Peng IEEE TRANSACTIONS ON VEHICULAR TECHNOLOGY, VOL. X, NO. Y, MONTH 2014.
- [28]Clipping and Filtering Technique for reducing PAPR In OFDM by Saleh Albdran, Ahmed Alshammari, Mohammad Matin (Electrical & Computer Engineering Department, University of Denver) IOSR Journal of Engineering (IOSRJEN)
- [29] [Book]OFDM for Wireless Communication Systems by Ramjee Prasad, Artech House, Inc.
- [30][Book]Wireless Communication by Andreas. F. Molisch, Wiley India.